

Competitive Industrial Performance Index 2018

Angola

Africa
Other Developing Economies
Upper Middle Income

RANK 130

(index of 150 countries)

Score **0.004**
World average **0.072**

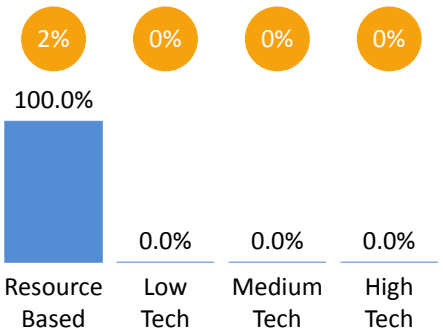
Manufacturing sector summary (2016)

Export data are in current USD, all other values - in constant 2010 US dollars

GDP: 105.2 billion | 3,651 per capita

Manufacturing value added: 7,903 million | 274 per capita

Manufacturing exports: 510.6 million | 18.3 per capita



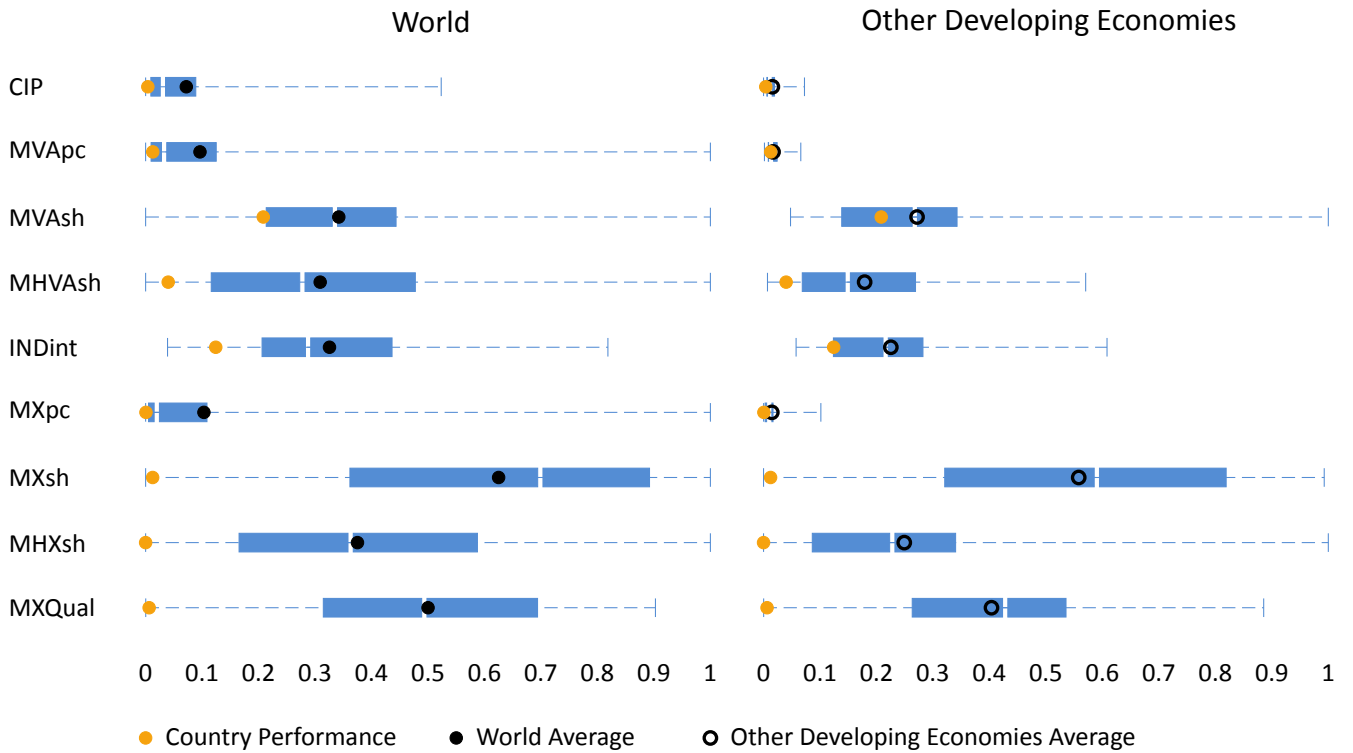
See full manufacturing profile at stat.unido.org/country-profile.

Performance indexes

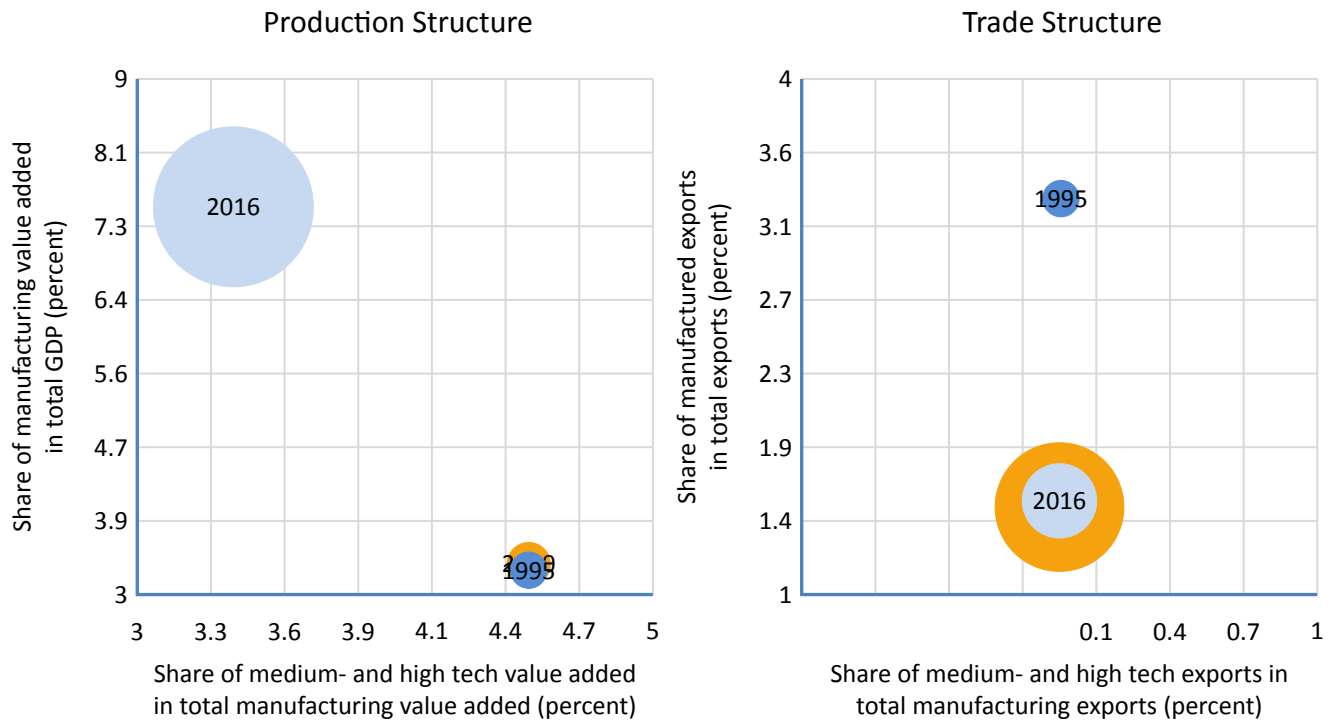
	Rank 2016	Score 2016	World Average	Rank 2015	Trend 1990 2016
Competitive Industrial Performance Index	130	0.004	0.072	133 ↑	
Manufacturing Value Added Indexes					
Manufacturing Value Added per Capita Index	104	0.013	0.096	103	
Share of Manufacturing Value Added in GDP Index	114	0.208	0.342	117	
Share of Medium and High-Tech Activities in Total Manufacturing Value Added	136	0.040	0.309	135	
Industrialization Intensity Index	132	0.124	0.326	134	
Share of World Manufacturing Value Added Index	67	0.003	0.027	68	
Manufacturing Export Indexes					
Manufacturing Export per Capita Index	136	0.001	0.103	136	
Share of Manufacturing Exports in Total Exports	149	0.012	0.625	149	
Share of Medium and High-Tech Activities in Total Manufacturing Export	149	0.000	0.375	150	
Index Industrial Export Quality Index	149	0.006	0.500	150	
Share in World Manufacturing Export Index	125	0.000	0.039	123	

- 1st DIMENSION: CAPACITY TO PRODUCE AND EXPORT MANUFACTURES
- 2nd DIMENSION: TECHNOLOGICAL DEEPENING AND UPGRADING
- 3rd DIMENSION: WORLD IMPACT

Comparative competitiveness



Changes to trade and production structure



Bubble size represents manufacturing value added and manufactured exports per capita.