

Competitive Industrial Performance Index 2018

Burundi

Africa
Least Developed Countries
Low Income

RANK 148

(index of 150 countries)

Score **0**
World average **0.072**

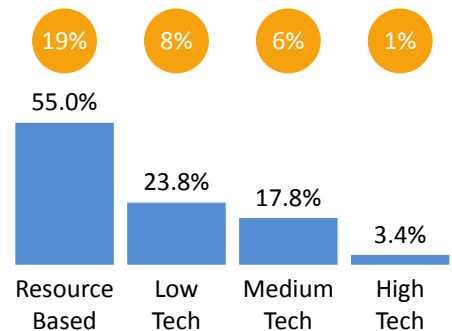
Manufacturing sector summary (2016)

Export data are in current USD, all other values - in constant 2010 US dollars

GDP: 2,301 million | 219 per capita

Manufacturing value added: 216.4 million | 20.6 per capita

Manufacturing exports: 40.5 million | 3.8 per capita



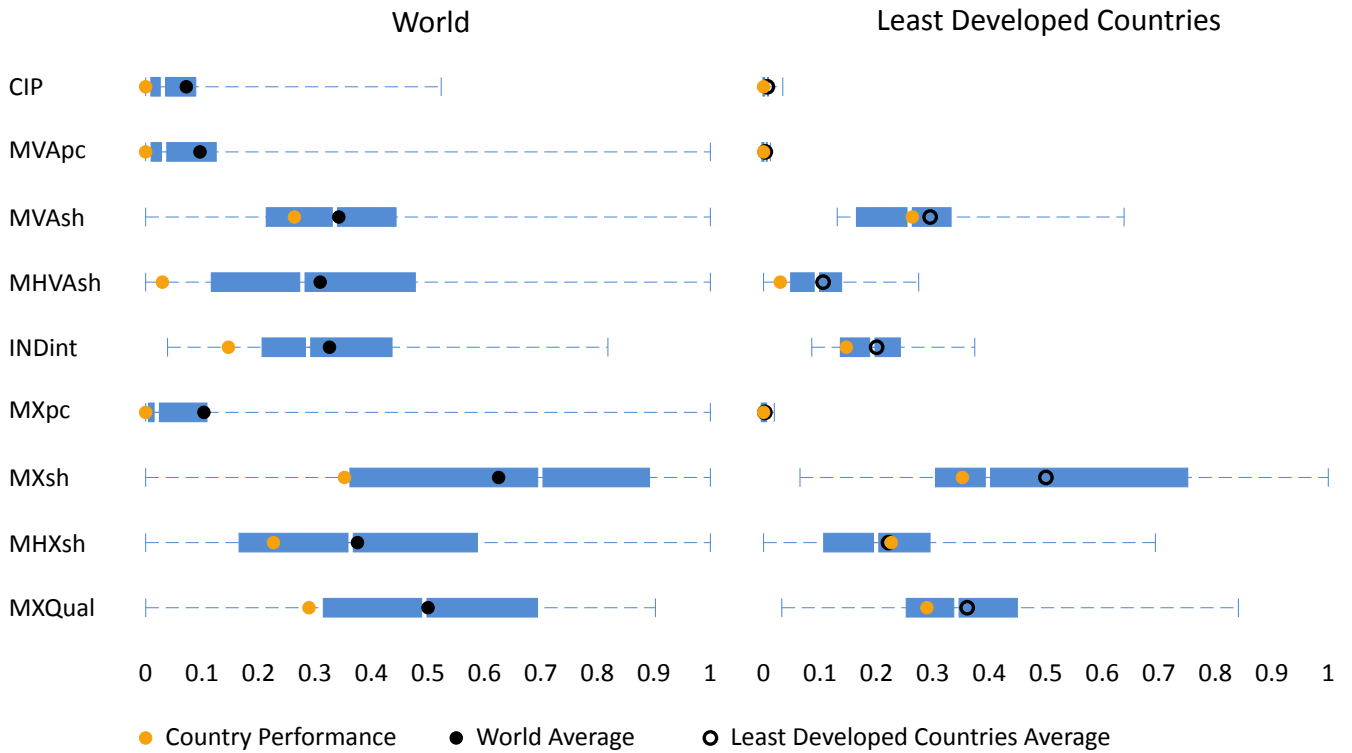
See full manufacturing profile at stat.unido.org/country-profile.

Performance indexes

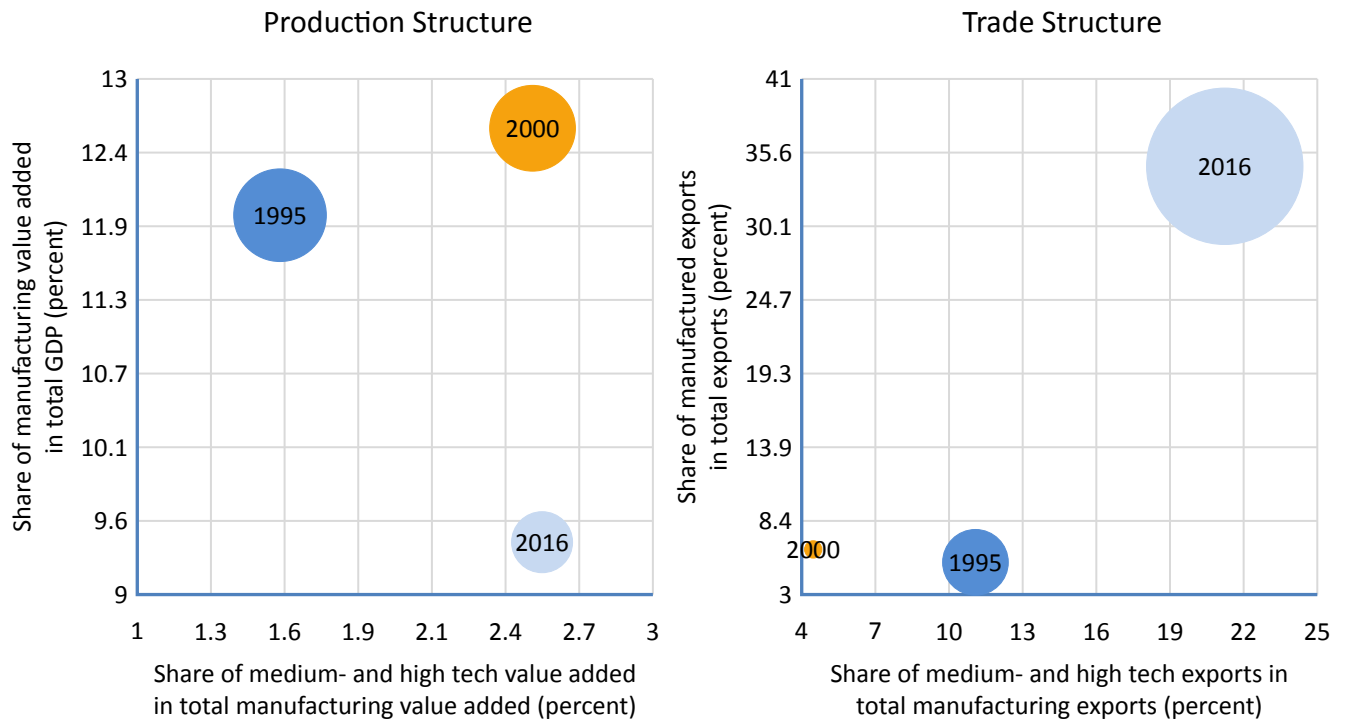
	Rank 2016	Score 2016	World Average	Rank 2015	Trend 1990-2016
Competitive Industrial Performance Index	148	0.000	0.072	146 ↓	
Manufacturing Value Added Indexes					
Manufacturing Value Added per Capita Index	150	0.000	0.096	148	
Share of Manufacturing Value Added in GDP Index	103	0.264	0.342	97	
Share of Medium and High-Tech Activities in Total Manufacturing Value Added	141	0.030	0.309	141	
Industrialization Intensity Index	127	0.147	0.326	126	
Share of World Manufacturing Value Added Index	140	0.000	0.027	140	
Manufacturing Export Indexes					
Manufacturing Export per Capita Index	147	0.000	0.103	146	
Share of Manufacturing Exports in Total Exports	115	0.352	0.625	110	
Share of Medium and High-Tech Activities in Total Manufacturing Export	103	0.226	0.375	97	
Index Industrial Export Quality Index	119	0.289	0.500	117	
Share in World Manufacturing Export Index	143	0.000	0.039	143	

- 1st DIMENSION: CAPACITY TO PRODUCE AND EXPORT MANUFACTURES
- 2nd DIMENSION: TECHNOLOGICAL DEEPENING AND UPGRADING
- 3rd DIMENSION: WORLD IMPACT

Comparative competitiveness



Changes to trade and production structure



Bubble size represents manufacturing value added and manufactured exports per capita.