

Competitive Industrial Performance Index 2018

Cabo Verde

Africa
Other Developing Economies
Lower Middle Income

RANK 136
(index of 150 countries)

Score **0.003**
World average **0.072**

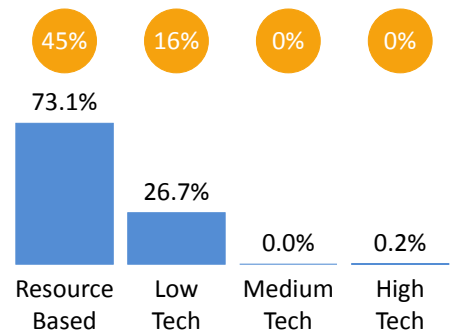
Manufacturing sector summary (2016)

Export data are in current USD, all other values - in constant 2010 US dollars

GDP: 1,892 million | 3,506 per capita

Manufacturing value added: 107.4 million | 199 per capita

Manufacturing exports: 36.9 million | 68.3 per capita



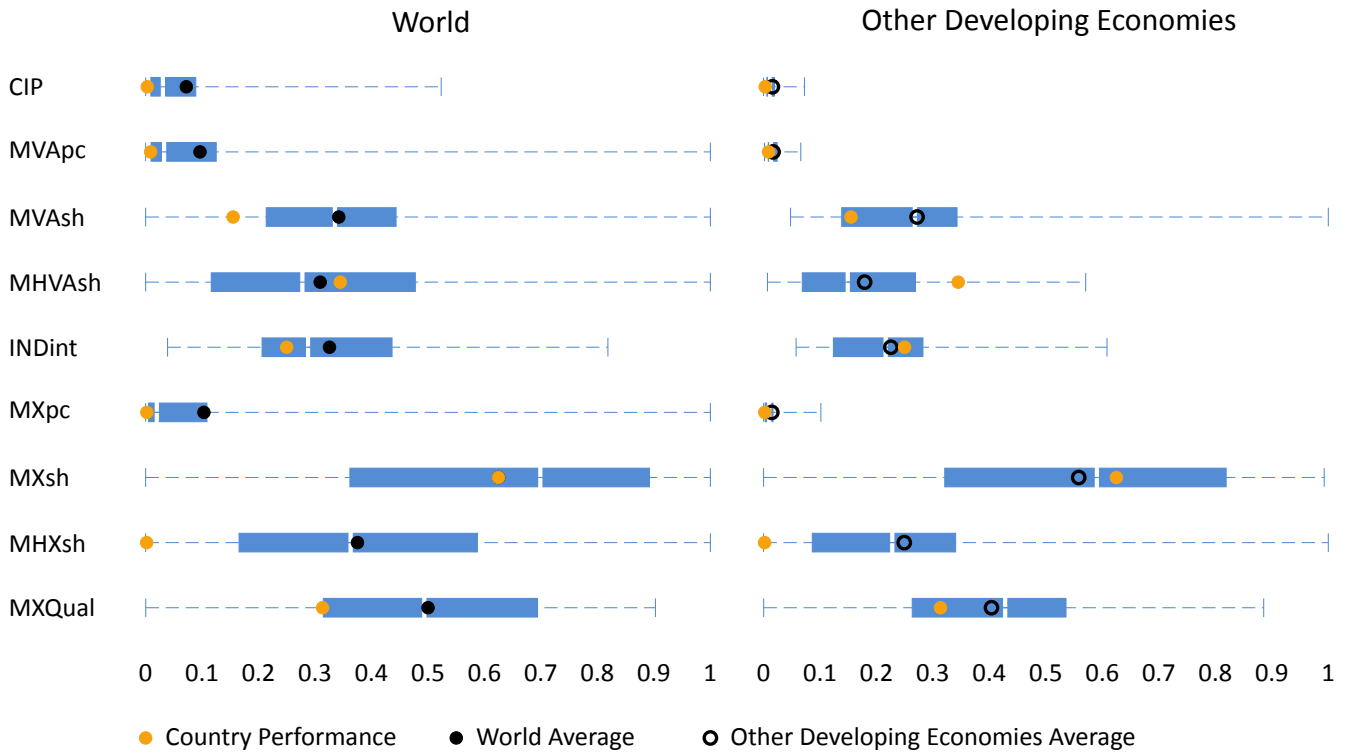
See full manufacturing profile at stat.unido.org/country-profile.

Performance indexes

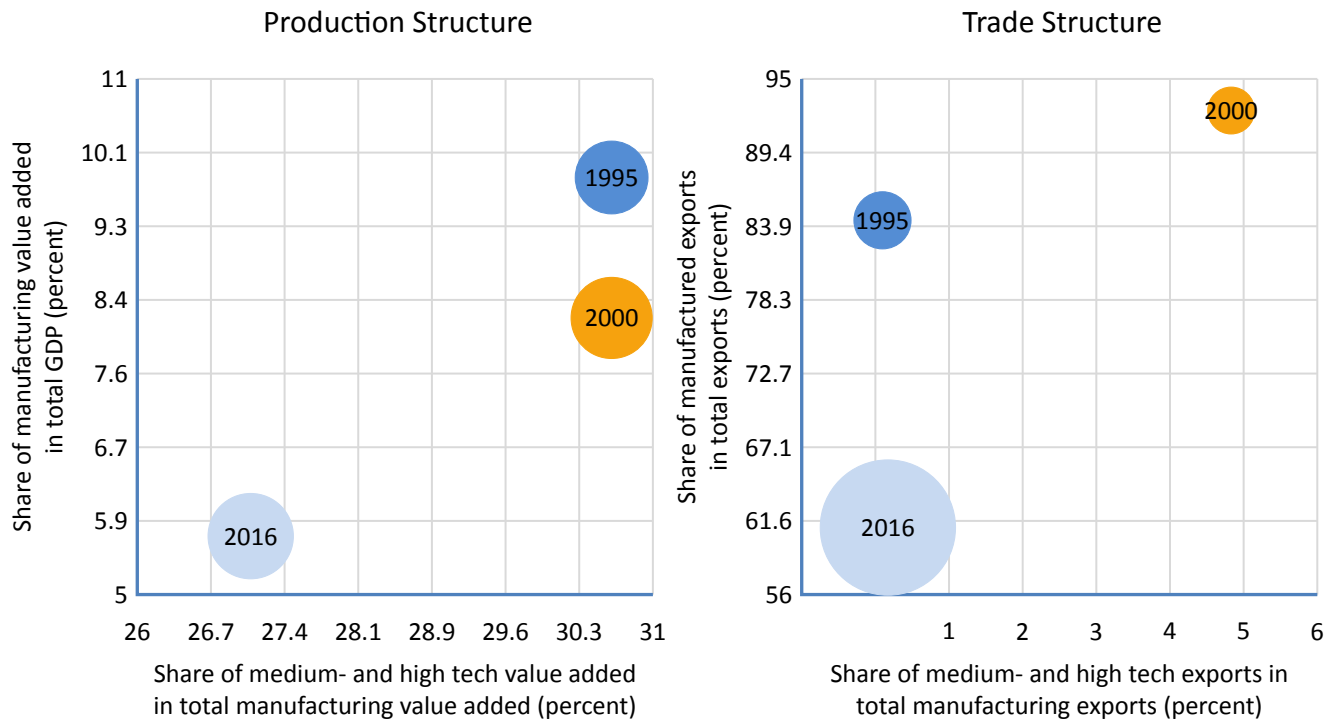
	Rank 2016	Score 2016	World Average	Rank 2015	Trend 1990-2016
Competitive Industrial Performance Index	136	0.003	0.072	138 ↑	
Manufacturing Value Added Indexes					
Manufacturing Value Added per Capita Index	116	0.009	0.096	117	
Share of Manufacturing Value Added in GDP Index	123	0.155	0.342	125	
Share of Medium and High-Tech Activities in Total Manufacturing Value Added	59	0.345	0.309	61	
Industrialization Intensity Index	92	0.250	0.326	96	
Share of World Manufacturing Value Added Index	144	0.000	0.027	145	
Manufacturing Export Indexes					
Manufacturing Export per Capita Index	123	0.002	0.103	122	
Share of Manufacturing Exports in Total Exports	87	0.625	0.625	90	
Share of Medium and High-Tech Activities in Total Manufacturing Export	145	0.002	0.375	147	
Index Industrial Export Quality Index	113	0.313	0.500	121	
Share in World Manufacturing Export Index	145	0.000	0.039	144	

- 1st DIMENSION: CAPACITY TO PRODUCE AND EXPORT MANUFACTURES
- 2nd DIMENSION: TECHNOLOGICAL DEEPENING AND UPGRADING
- 3rd DIMENSION: WORLD IMPACT

Comparative competitiveness



Changes to trade and production structure



Bubble size represents manufacturing value added and manufactured exports per capita.