

## Competitive Industrial Performance Index 2018

# Algeria

Africa  
Other Developing Economies  
Upper Middle Income

## RANK 94

(index of 150 countries)

Score **0.015**  
World average **0.072**

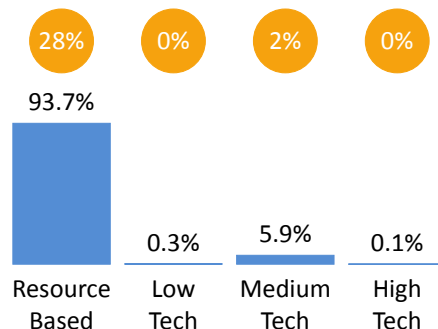
### Manufacturing sector summary (2016)

Export data are in current USD, all other values - in constant 2010 US dollars

**GDP:** 196.2 billion | 4,833 per capita

**Manufacturing value added:** 8,312 million | 205 per capita

**Manufacturing exports:** 9,064 million | 223 per capita



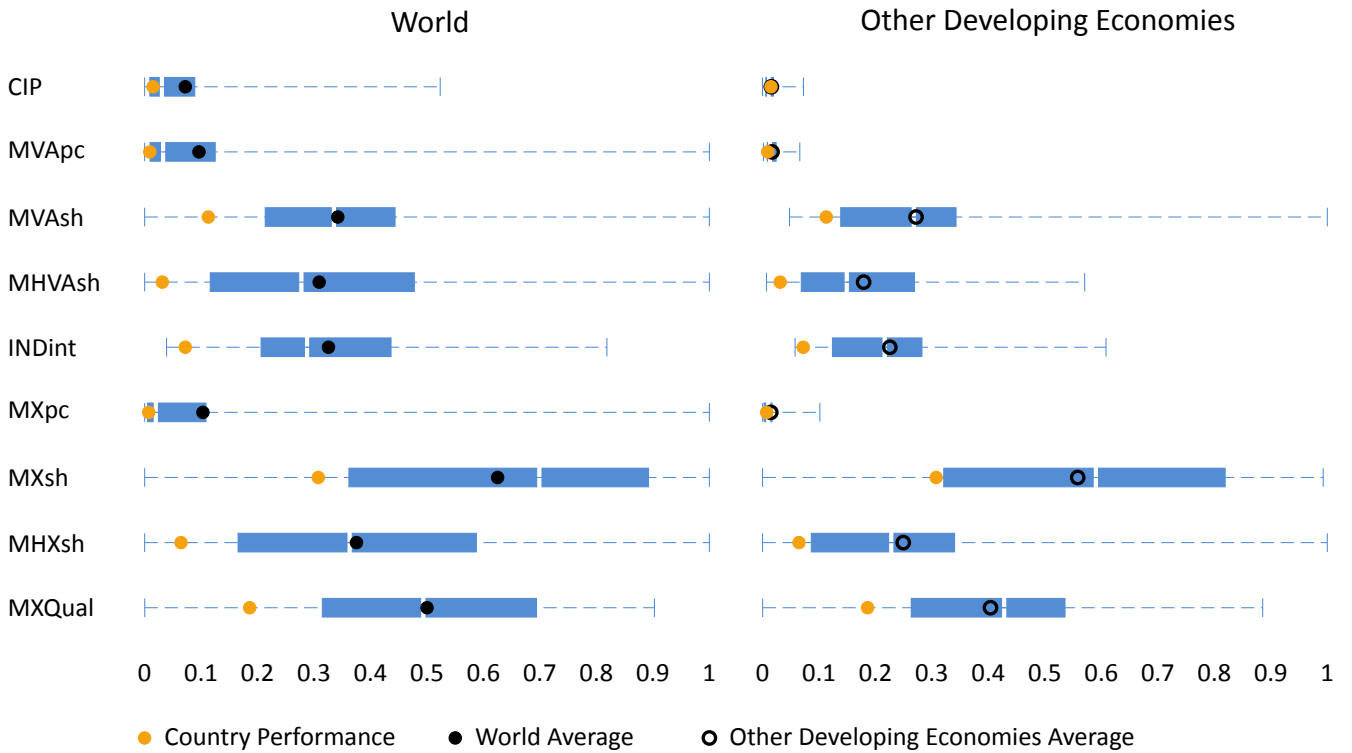
See full manufacturing profile at [stat.unido.org/country-profile](http://stat.unido.org/country-profile).

### Performance indexes

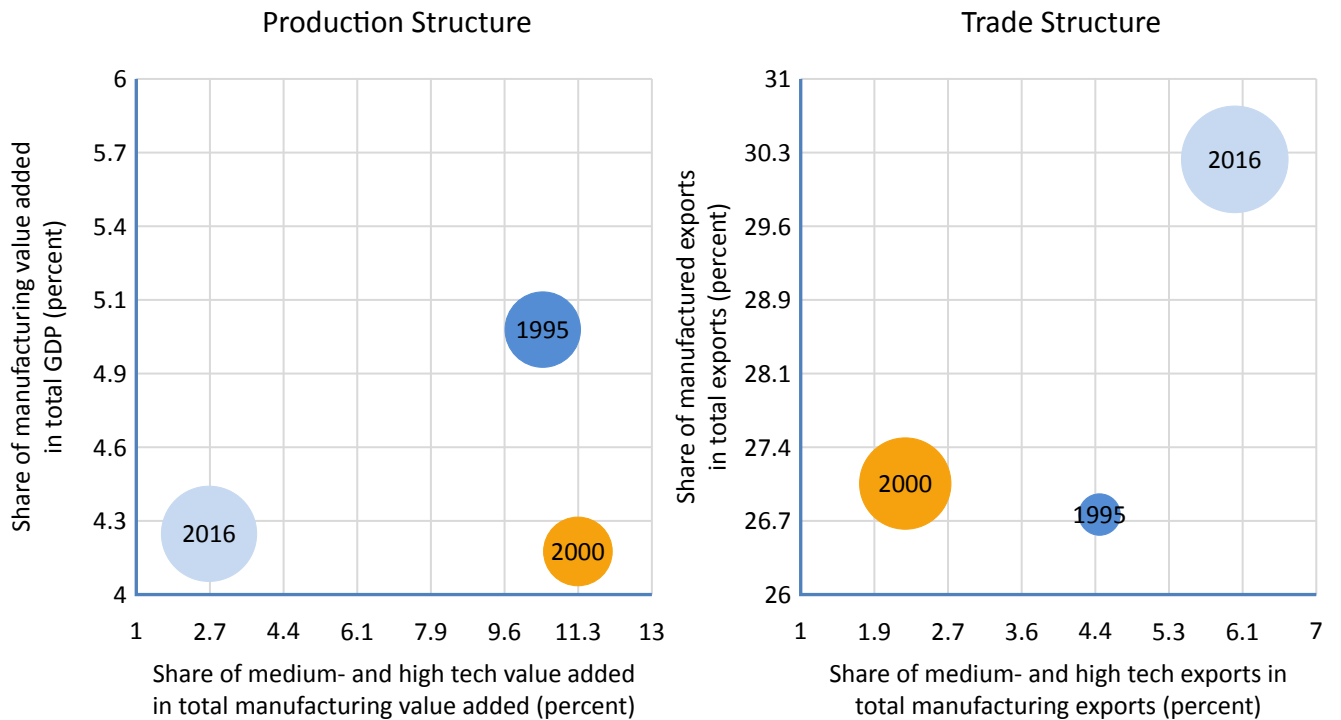
	Rank 2016	Score 2016	World Average	Rank 2015	Trend 1990-2016
<b>Competitive Industrial Performance Index</b>	94	0.015	0.072	94 →	
<b>Manufacturing Value Added Indexes</b>					
Manufacturing Value Added per Capita Index	114	0.009	0.096	115	
Share of Manufacturing Value Added in GDP Index	139	0.113	0.342	139	
Share of Medium and High-Tech Activities in Total Manufacturing Value Added	139	0.031	0.309	139	
Industrialization Intensity Index	146	0.072	0.326	147	
Share of World Manufacturing Value Added Index	66	0.003	0.027	66	
<b>Manufacturing Export Indexes</b>					
Manufacturing Export per Capita Index	108	0.007	0.103	103	
Share of Manufacturing Exports in Total Exports	122	0.307	0.625	117	
Share of Medium and High-Tech Activities in Total Manufacturing Export	133	0.065	0.375	138	
Index Industrial Export Quality Index	139	0.186	0.500	135	
Share in World Manufacturing Export Index	70	0.004	0.039	69	

- 1<sup>st</sup> DIMENSION: CAPACITY TO PRODUCE AND EXPORT MANUFACTURES
- 2<sup>nd</sup> DIMENSION: TECHNOLOGICAL DEEPENING AND UPGRADING
- 3<sup>rd</sup> DIMENSION: WORLD IMPACT

### Comparative competitiveness



### Changes to trade and production structure



Bubble size represents manufacturing value added and manufactured exports per capita.