

Competitive Industrial Performance Index 2018

Eritrea

Africa
Least Developed Countries
Low Income

RANK 149

(index of 150 countries)

Score **0**
World average **0.072**

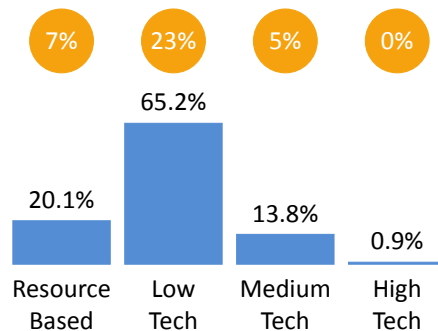
Manufacturing sector summary (2016)

Export data are in current USD, all other values - in constant 2010 US dollars

GDP: 2,893 million | 584 per capita

Manufacturing value added: 166.8 million | 33.7 per capita

Manufacturing exports: 2.0 million | 0.5 per capita



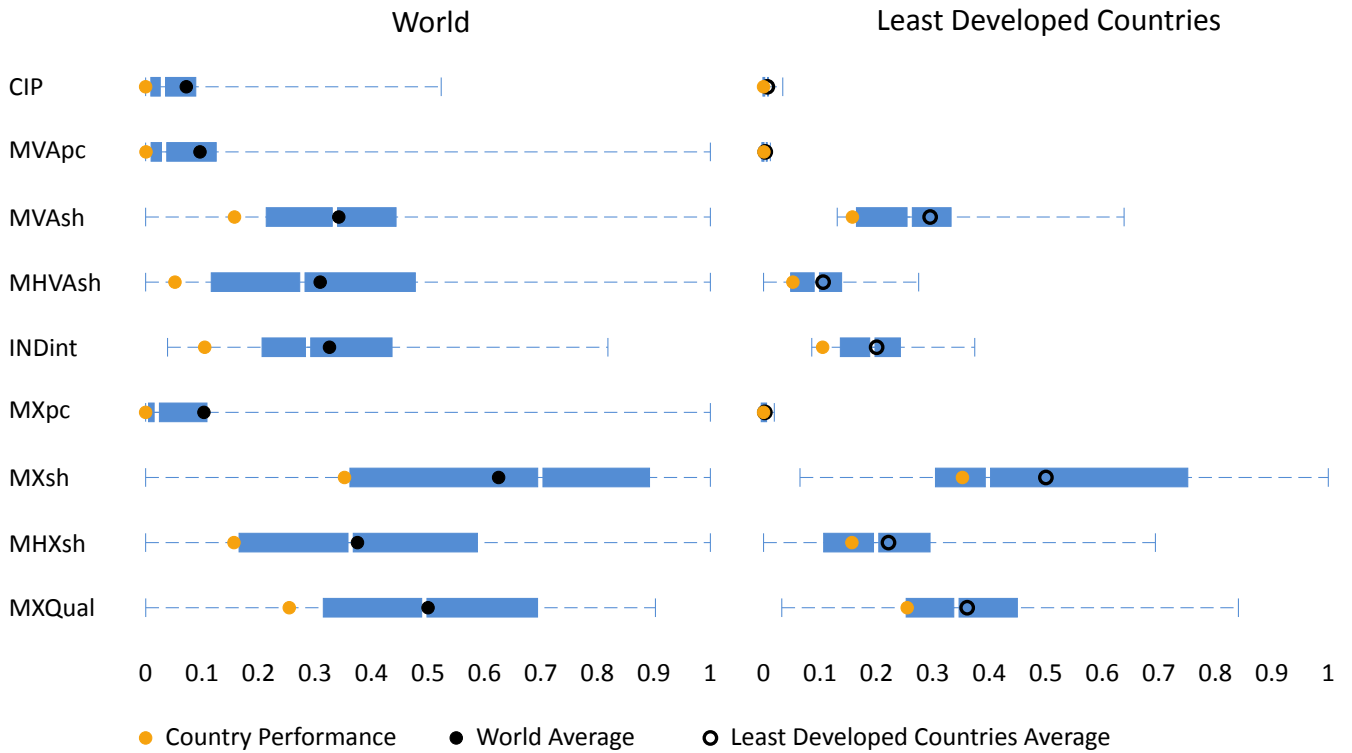
See full manufacturing profile at stat.unido.org/country-profile.

Performance indexes

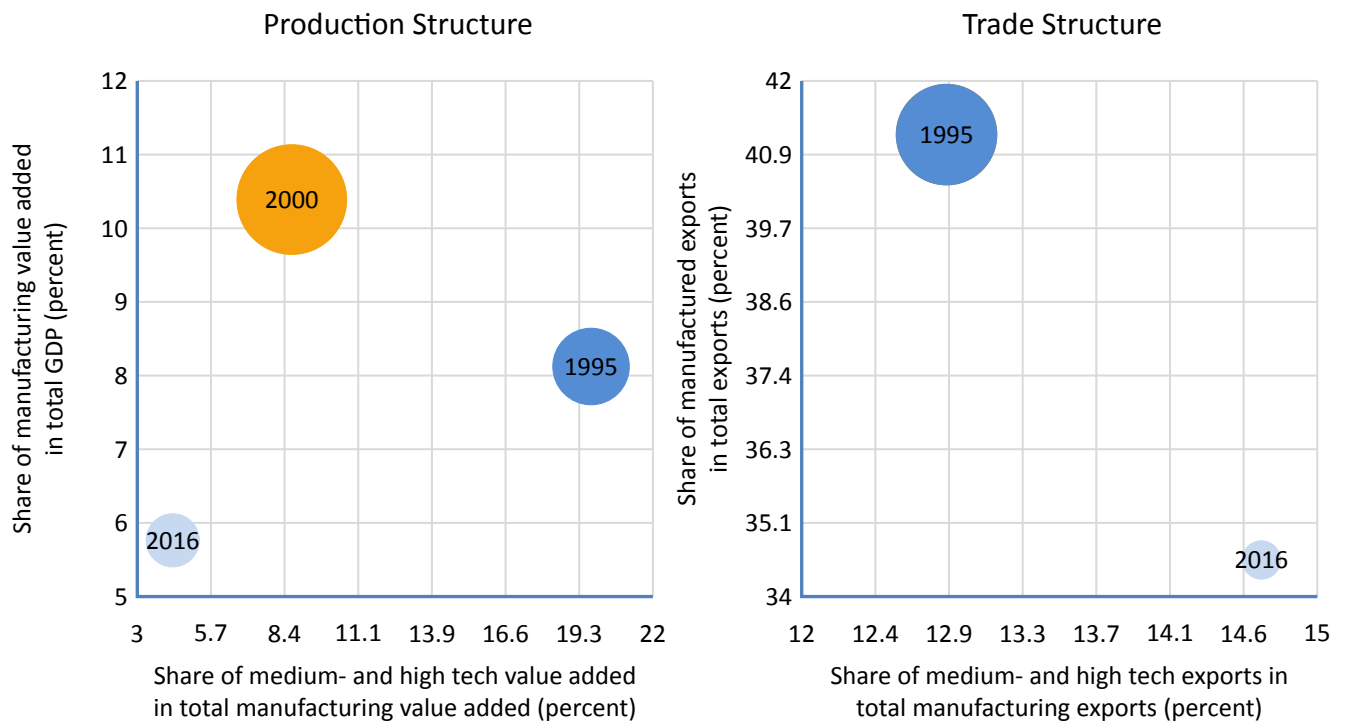
	Rank 2016	Score 2016	World Average	Rank 2015	Trend 1990 2016
Competitive Industrial Performance Index	149	0.000	0.072	147 ↓	
Manufacturing Value Added Indexes					
Manufacturing Value Added per Capita Index	146	0.001	0.096	146	
Share of Manufacturing Value Added in GDP Index	122	0.157	0.342	122	
Share of Medium and High-Tech Activities in Total Manufacturing Value Added	133	0.052	0.309	131	
Industrialization Intensity Index	139	0.105	0.326	136	
Share of World Manufacturing Value Added Index	142	0.000	0.027	142	
Manufacturing Export Indexes					
Manufacturing Export per Capita Index	150	0.000	0.103	149	
Share of Manufacturing Exports in Total Exports	114	0.352	0.625	114	
Share of Medium and High-Tech Activities in Total Manufacturing Export	115	0.156	0.375	117	
Index Industrial Export Quality Index	127	0.254	0.500	124	
Share in World Manufacturing Export Index	149	0.000	0.039	148	

- 1st DIMENSION: CAPACITY TO PRODUCE AND EXPORT MANUFACTURES
- 2nd DIMENSION: TECHNOLOGICAL DEEPENING AND UPGRADING
- 3rd DIMENSION: WORLD IMPACT

Comparative competitiveness



Changes to trade and production structure



Bubble size represents manufacturing value added and manufactured exports per capita.