

Competitive Industrial Performance Index 2018

Ghana

Africa
Other Developing Economies
Lower Middle Income

RANK 123

(index of 150 countries)

Score **0.006**
World average **0.072**

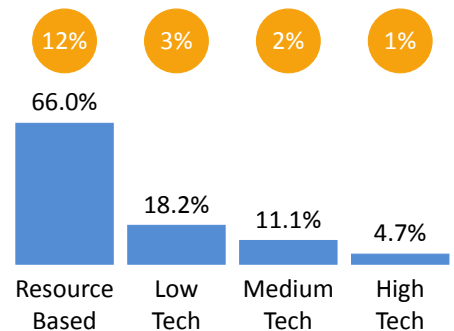
Manufacturing sector summary (2016)

Export data are in current USD, all other values - in constant 2010 US dollars

GDP: 48.1 billion | 1,705 per capita

Manufacturing value added: 2,403 million | 85.2 per capita

Manufacturing exports: 1,947 million | 69.0 per capita



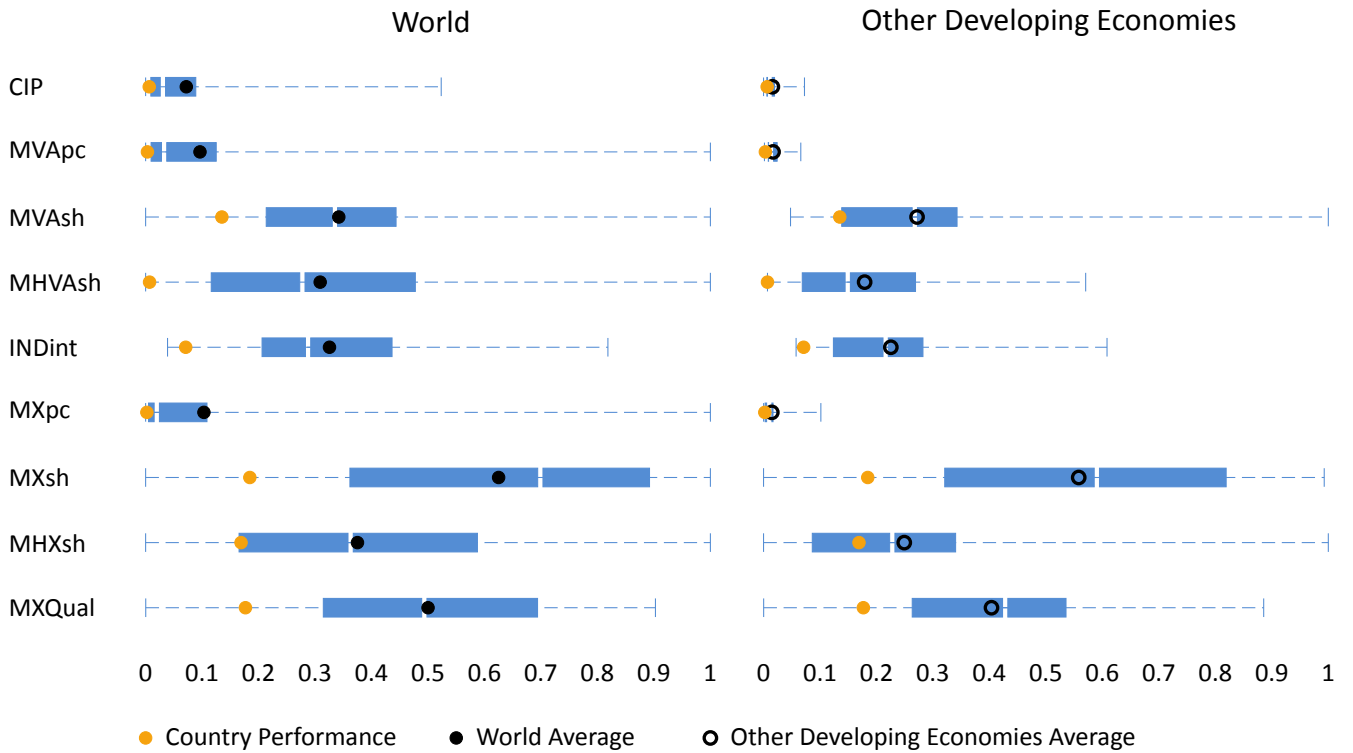
See full manufacturing profile at stat.unido.org/country-profile.

Performance indexes

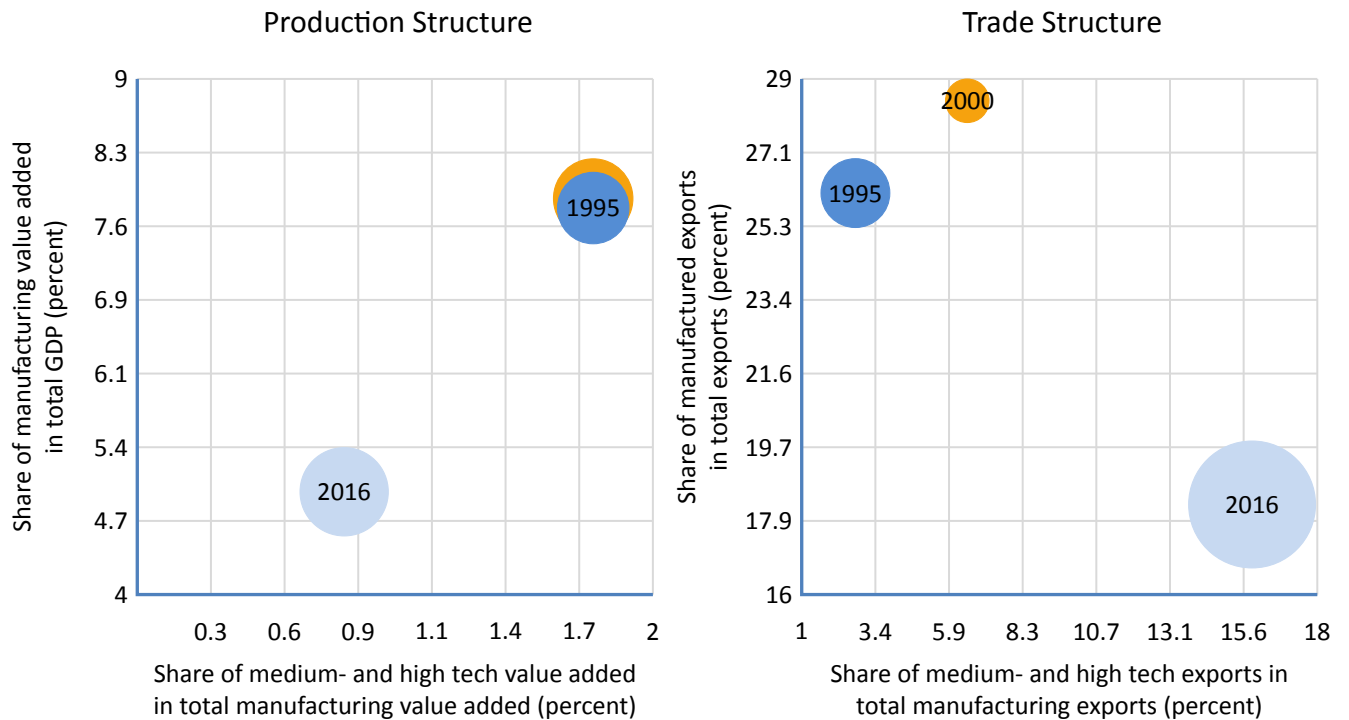
	Rank 2016	Score 2016	World Average	Rank 2015	Trend 1990-2016
Competitive Industrial Performance Index	123	0.006	0.072	125 ↑	
Manufacturing Value Added Indexes					
Manufacturing Value Added per Capita Index	130	0.003	0.096	131	
Share of Manufacturing Value Added in GDP Index	131	0.135	0.342	132	
Share of Medium and High-Tech Activities in Total Manufacturing Value Added	149	0.007	0.309	149	
Industrialization Intensity Index	147	0.071	0.326	146	
Share of World Manufacturing Value Added Index	96	0.001	0.027	96	
Manufacturing Export Indexes					
Manufacturing Export per Capita Index	122	0.002	0.103	123	
Share of Manufacturing Exports in Total Exports	135	0.185	0.625	134	
Share of Medium and High-Tech Activities in Total Manufacturing Export	112	0.169	0.375	112	
Index Industrial Export Quality Index	142	0.177	0.500	137	
Share in World Manufacturing Export Index	97	0.001	0.039	100	

- 1st DIMENSION: CAPACITY TO PRODUCE AND EXPORT MANUFACTURES
- 2nd DIMENSION: TECHNOLOGICAL DEEPENING AND UPGRADING
- 3rd DIMENSION: WORLD IMPACT

Comparative competitiveness



Changes to trade and production structure



Bubble size represents manufacturing value added and manufactured exports per capita.