

Competitive Industrial Performance Index 2018

Kenya

Africa
Other Developing Economies
Low Income

RANK 103

(index of 150 countries)

Score **0.011**
World average **0.072**

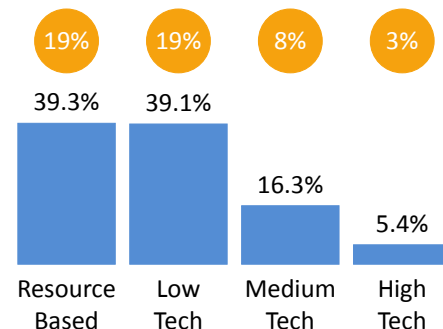
Manufacturing sector summary (2016)

Export data are in current USD, all other values - in constant 2010 US dollars

GDP: 55.2 billion | 1,140 per capita

Manufacturing value added: 5,640 million | 116 per capita

Manufacturing exports: 2,575 million | 57.4 per capita



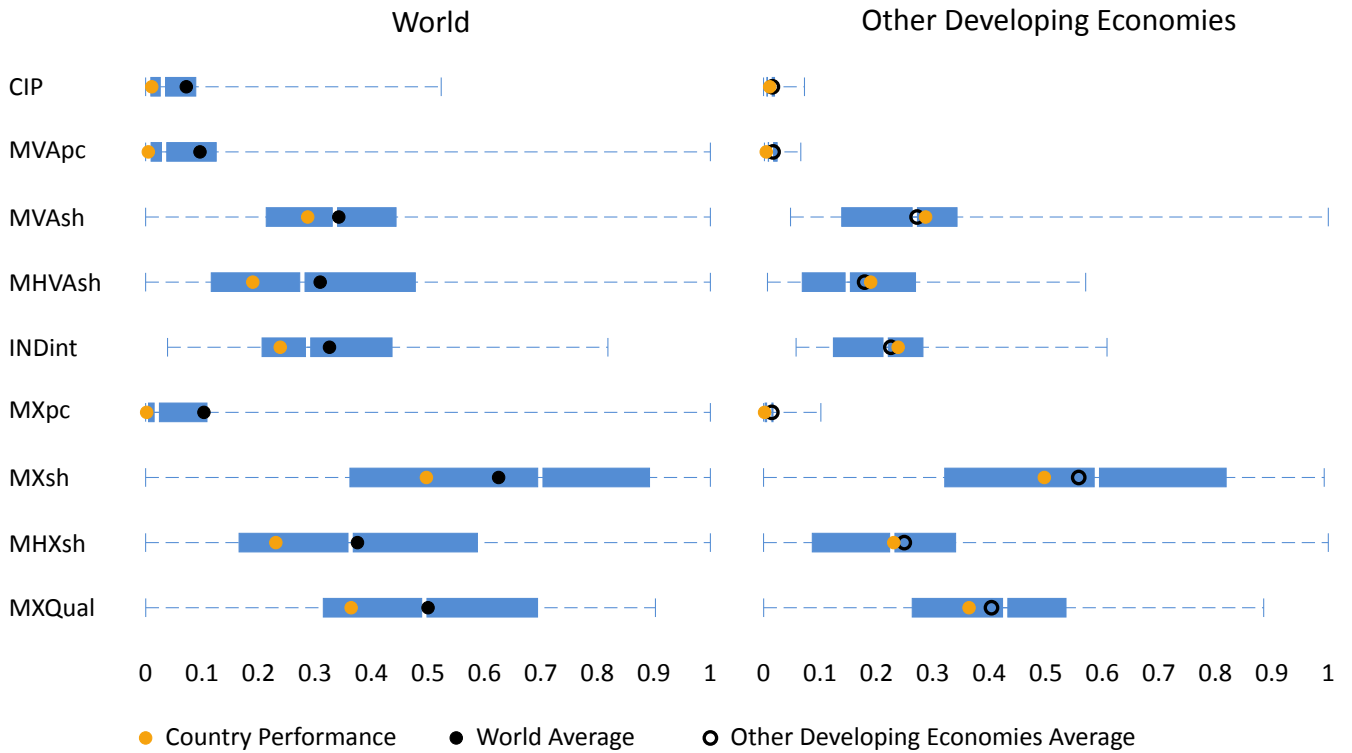
See full manufacturing profile at stat.unido.org/country-profile.

Performance indexes

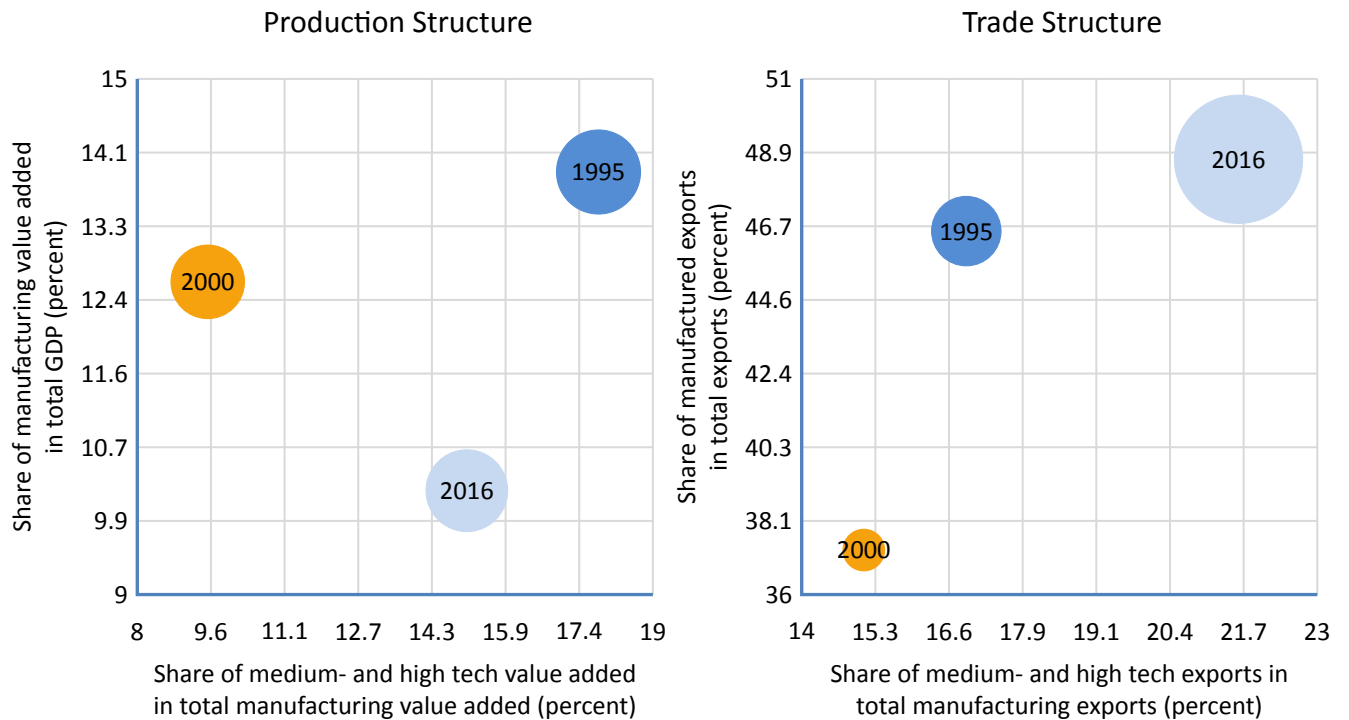
	Rank 2016	Score 2016	World Average	Rank 2015	Trend 1990-2016
Competitive Industrial Performance Index	103	0.011	0.072	105 ↑	
Manufacturing Value Added Indexes					
Manufacturing Value Added per Capita Index	127	0.005	0.096	128	
Share of Manufacturing Value Added in GDP Index	92	0.287	0.342	89	
Share of Medium and High-Tech Activities in Total Manufacturing Value Added	95	0.190	0.309	96	
Industrialization Intensity Index	99	0.238	0.326	99	
Share of World Manufacturing Value Added Index	76	0.002	0.027	76	
Manufacturing Export Indexes					
Manufacturing Export per Capita Index	126	0.002	0.103	126	
Share of Manufacturing Exports in Total Exports	98	0.497	0.625	98	
Share of Medium and High-Tech Activities in Total Manufacturing Export	100	0.231	0.375	98	
Index Industrial Export Quality Index	101	0.364	0.500	99	
Share in World Manufacturing Export Index	91	0.001	0.039	93	

- 1st DIMENSION: CAPACITY TO PRODUCE AND EXPORT MANUFACTURES
- 2nd DIMENSION: TECHNOLOGICAL DEEPENING AND UPGRADING
- 3rd DIMENSION: WORLD IMPACT

Comparative competitiveness



Changes to trade and production structure



Bubble size represents manufacturing value added and manufactured exports per capita.