

Competitive Industrial Performance Index 2023

Republic of Moldova

Europe

Middle-income industrializing economies

RANK 104

(index of 153 countries)

Score **0.011**

World average **0.061**

Manufacturing sector summary (2021)

Export data are in current USD, all other values - in constant 2015 US dollars

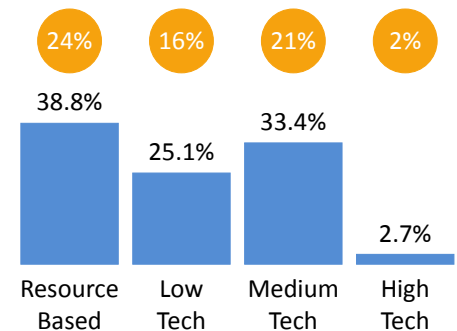
GDP: 9,660 million | 3,155 per capita

Manufacturing value added: 988.0 million | 323 per capita

Manufacturing exports: 1,521 million | 497 per capita

See full manufacturing profile at stat.unido.org/country-profile

Readers Guide: stat.unido.org/content/learning-center/cip-readers-guide

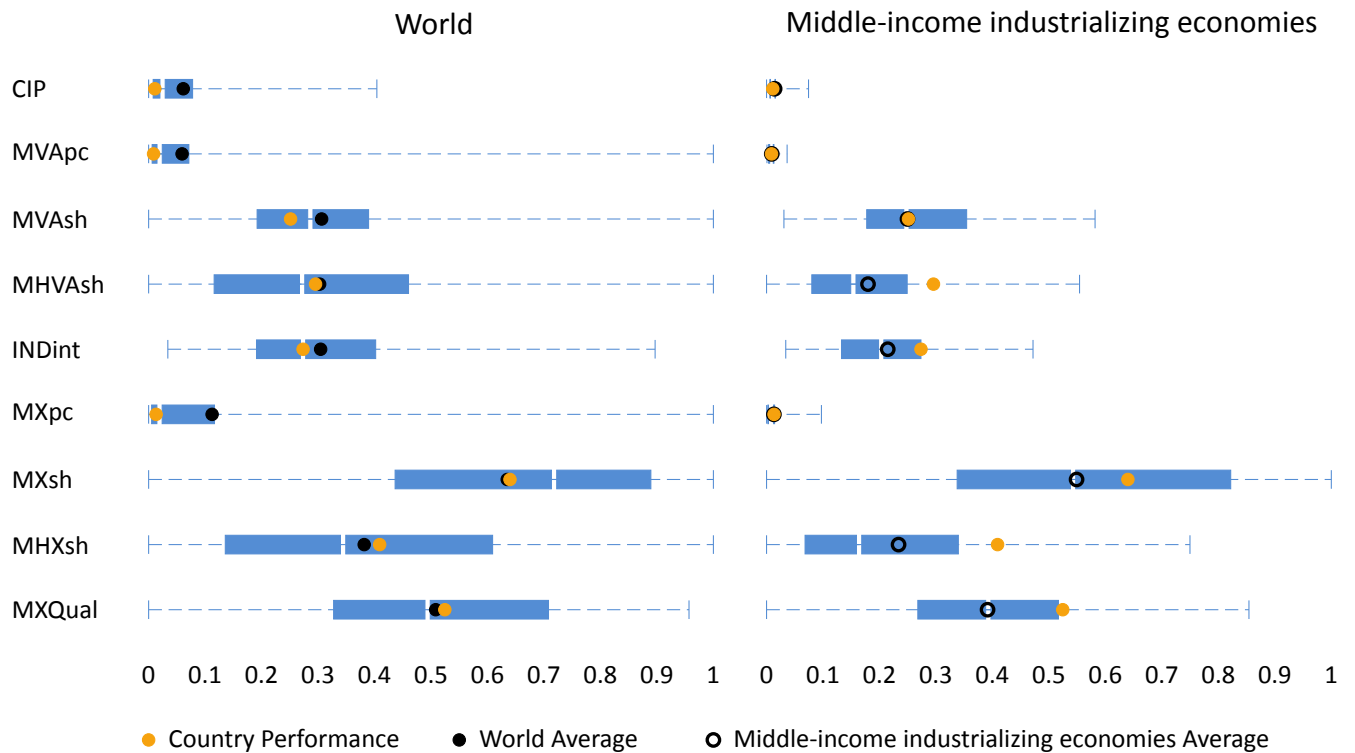


Performance indexes

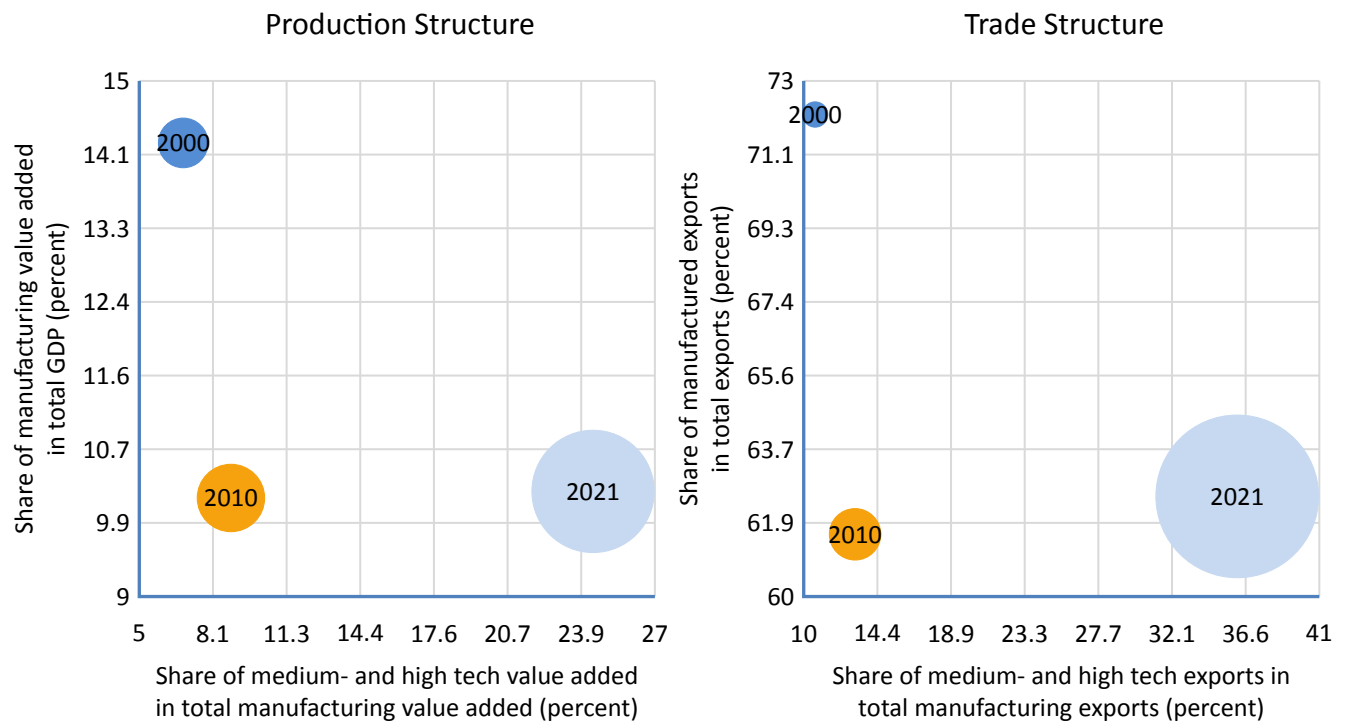
	Rank 2021	Score 2021	World Average	Rank 2020	Trend 1990 2021
Competitive Industrial Performance Index	104	0.011	0.061	102 ↓	
Manufacturing Value Added Indexes					
Manufacturing Value Added per Capita Index	105	0.009	0.059	103	
Share of Manufacturing Value Added in GDP Index	96	0.251	0.306	75	
Share of Medium and High-Tech Activities in Total Manufacturing Value Added Index	74	0.296	0.303	70	
Industrialization Intensity Index	77	0.273	0.305	70	
Share of World Manufacturing Value Added Index	130	0.000	0.021	129	
Manufacturing Export Indexes					
Manufacturing Export per Capita Index	89	0.013	0.112	91	
Share of Manufacturing Exports in Total Exports Index	81	0.640	0.635	77	
Share of Medium and High-Tech Activities in Total Manufacturing Export Index	67	0.409	0.382	59	
Index Industrial Export Quality Index	68	0.524	0.508	60	
Share in World Manufacturing Export Index	113	0.000	0.033	115	

- 1st DIMENSION: CAPACITY TO PRODUCE AND EXPORT MANUFACTURES
- 2nd DIMENSION: TECHNOLOGICAL DEEPENING AND UPGRADING
- 3rd DIMENSION: WORLD IMPACT

Comparative competitiveness



Changes to trade and production structure



Bubble size represents manufacturing value added and manufactured exports per capita.