

Competitive Industrial Performance Index 2018

Mauritius

Africa
Emerging Industrial Economies
Upper Middle Income

RANK 86

(index of 150 countries)

Score **0.022**
World average **0.072**

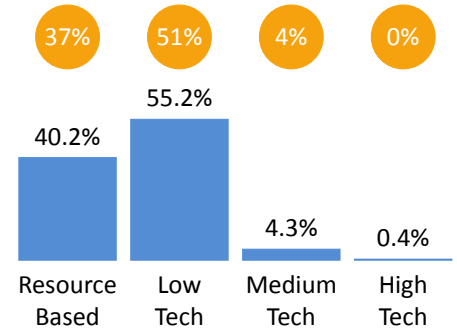
Manufacturing sector summary (2016)

Export data are in current USD, all other values - in constant 2010 US dollars

GDP: 12.0 billion | 9,495 per capita

Manufacturing value added: 1,654 million | 1,310 per capita

Manufacturing exports: 1,458 million | 1,156 per capita



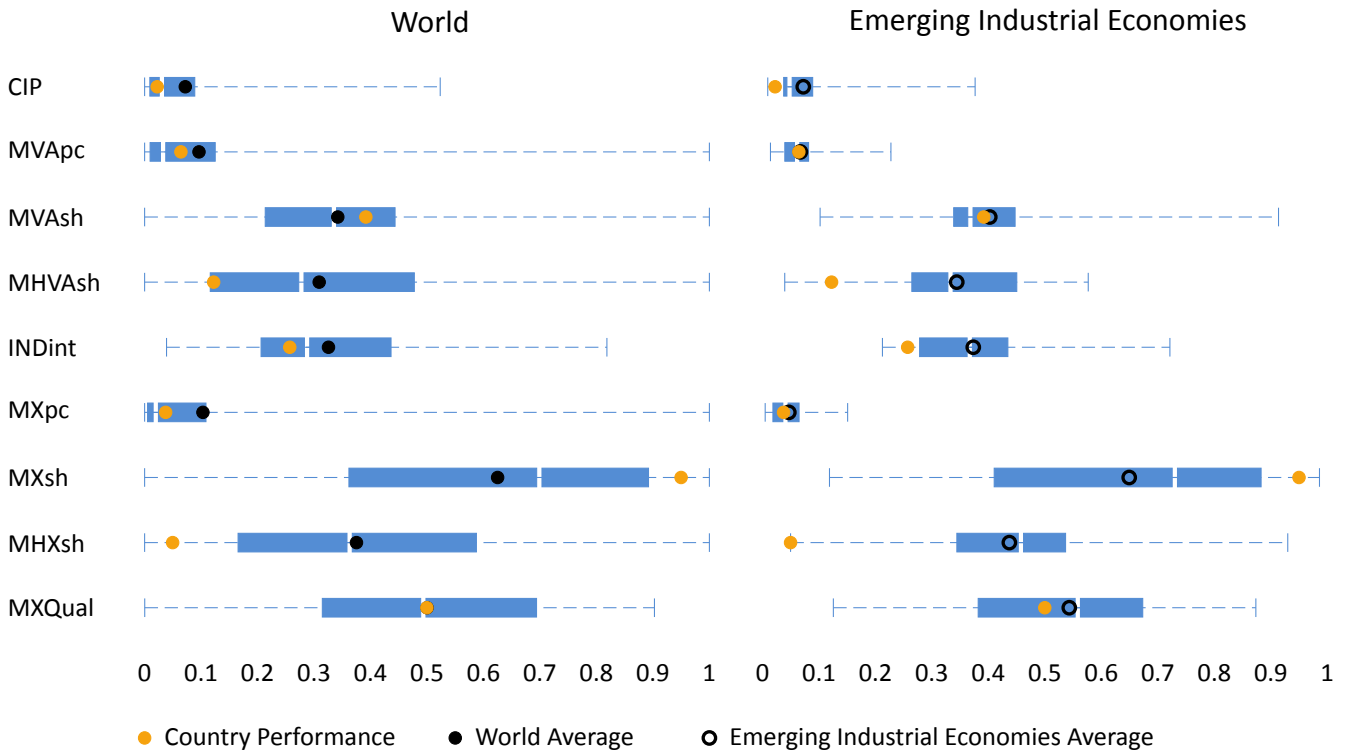
See full manufacturing profile at stat.unido.org/country-profile.

Performance indexes

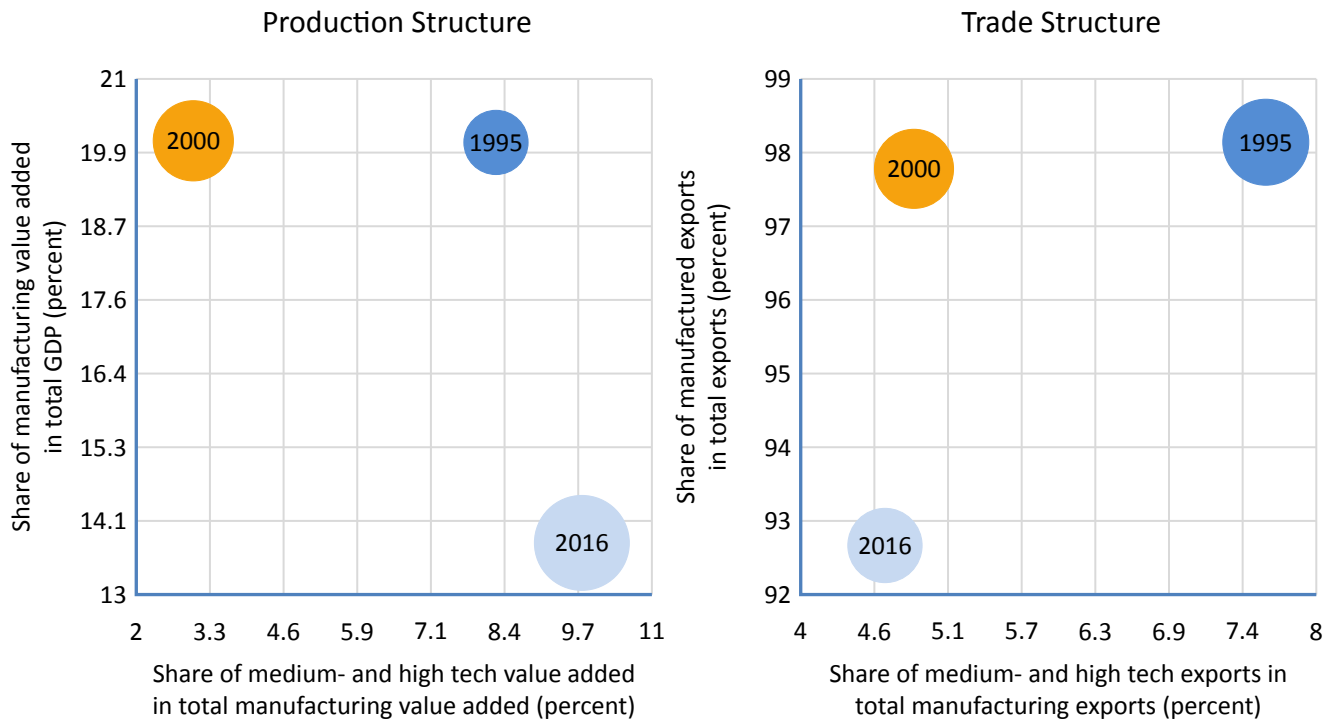
	Rank 2016	Score 2016	World Average	Rank 2015	Trend 1990-2016
Competitive Industrial Performance Index	86	0.022	0.072	86 →	
Manufacturing Value Added Indexes					
Manufacturing Value Added per Capita Index	58	0.064	0.096	61	
Share of Manufacturing Value Added in GDP Index	50	0.392	0.342	51	
Share of Medium and High-Tech Activities in Total Manufacturing Value Added	110	0.122	0.309	110	
Industrialization Intensity Index	89	0.257	0.326	89	
Share of World Manufacturing Value Added Index	106	0.001	0.027	106	
Manufacturing Export Indexes					
Manufacturing Export per Capita Index	62	0.037	0.103	59	
Share of Manufacturing Exports in Total Exports	17	0.950	0.625	11	
Share of Medium and High-Tech Activities in Total Manufacturing Export	137	0.050	0.375	139	
Index Industrial Export Quality Index	74	0.500	0.500	72	
Share in World Manufacturing Export Index	103	0.001	0.039	102	

- 1st DIMENSION: CAPACITY TO PRODUCE AND EXPORT MANUFACTURES
- 2nd DIMENSION: TECHNOLOGICAL DEEPENING AND UPGRADING
- 3rd DIMENSION: WORLD IMPACT

Comparative competitiveness



Changes to trade and production structure



Bubble size represents manufacturing value added and manufactured exports per capita.