

Competitive Industrial Performance Index 2018

Malawi

Africa
Least Developed Countries
Low Income

RANK 134

(index of 150 countries)

Score **0.003**
World average **0.072**

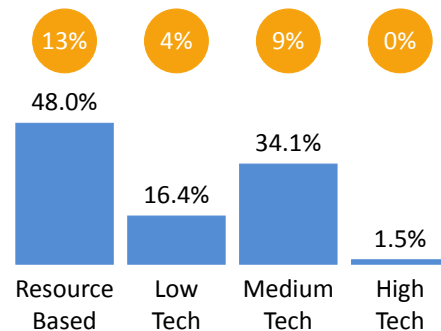
Manufacturing sector summary (2016)

Export data are in current USD, all other values - in constant 2010 US dollars

GDP: 8,705 million | 481 per capita

Manufacturing value added: 833.7 million | 46.1 per capita

Manufacturing exports: 283.2 million | 16.1 per capita



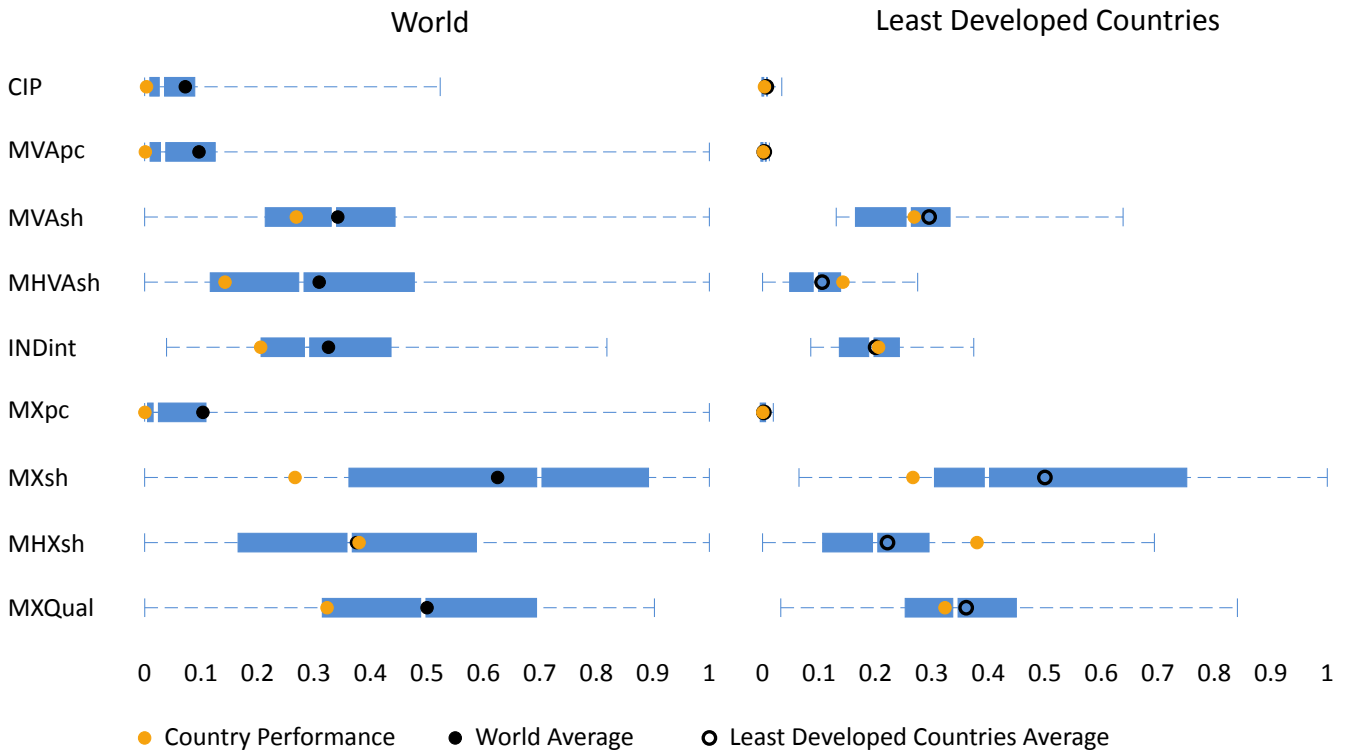
See full manufacturing profile at stat.unido.org/country-profile.

Performance indexes

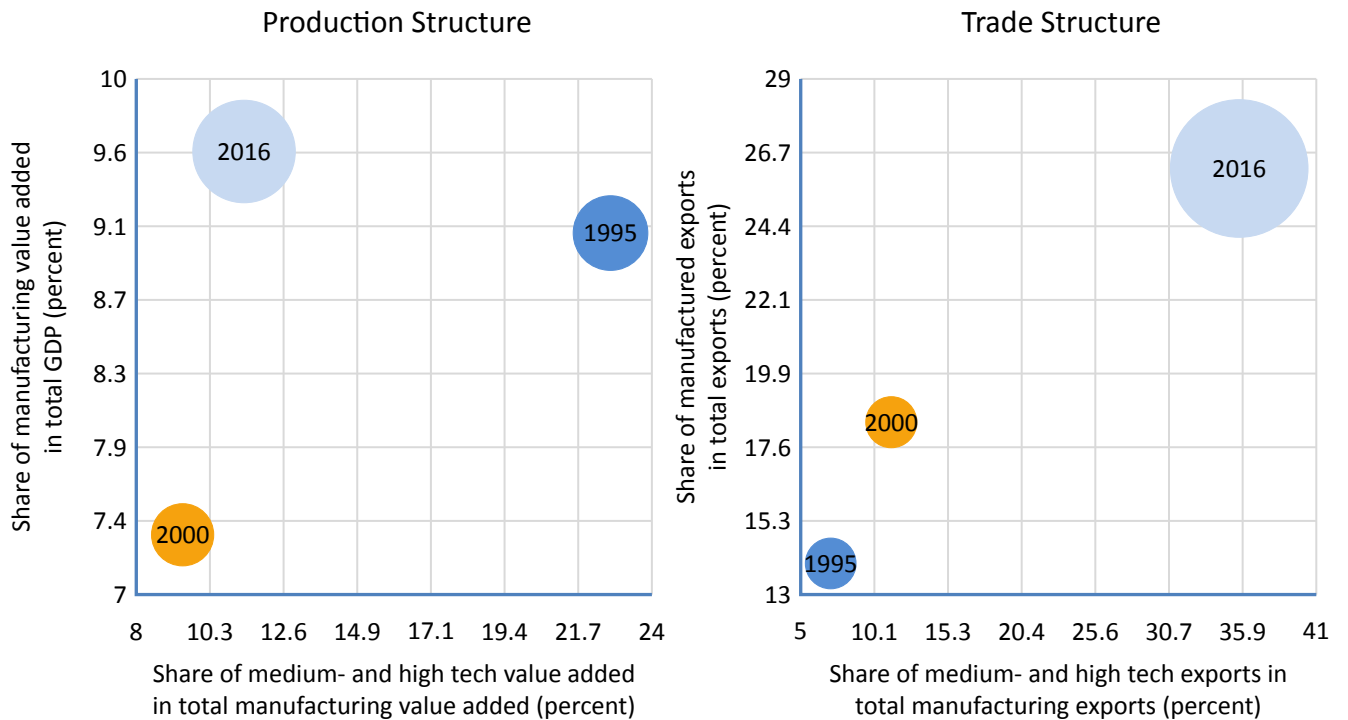
	Rank 2016	Score 2016	World Average	Rank 2015	Trend 1990-2016
Competitive Industrial Performance Index	134	0.003	0.072	135 ↑	
Manufacturing Value Added Indexes					
Manufacturing Value Added per Capita Index	142	0.001	0.096	142	
Share of Manufacturing Value Added in GDP Index	100	0.269	0.342	100	
Share of Medium and High-Tech Activities in Total Manufacturing Value Added	107	0.142	0.309	106	
Industrialization Intensity Index	113	0.205	0.326	116	
Share of World Manufacturing Value Added Index	124	0.000	0.027	125	
Manufacturing Export Indexes					
Manufacturing Export per Capita Index	138	0.001	0.103	139	
Share of Manufacturing Exports in Total Exports	127	0.266	0.625	124	
Share of Medium and High-Tech Activities in Total Manufacturing Export	71	0.380	0.375	72	
Index Industrial Export Quality Index	111	0.323	0.500	113	
Share in World Manufacturing Export Index	128	0.000	0.039	130	

- 1st DIMENSION: CAPACITY TO PRODUCE AND EXPORT MANUFACTURES
- 2nd DIMENSION: TECHNOLOGICAL DEEPENING AND UPGRADING
- 3rd DIMENSION: WORLD IMPACT

Comparative competitiveness



Changes to trade and production structure



Bubble size represents manufacturing value added and manufactured exports per capita.