

Competitive Industrial Performance Index 2018

Nigeria

Africa
Other Developing Economies
Lower Middle Income

RANK 115

(index of 150 countries)

Score **0.009**
World average **0.072**

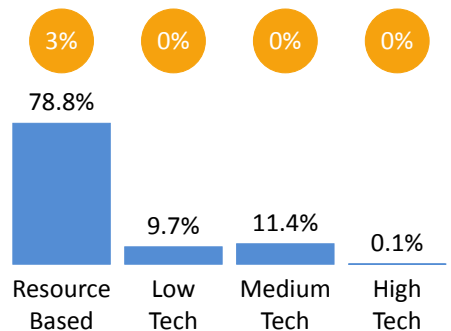
Manufacturing sector summary (2016)

Export data are in current USD, all other values - in constant 2010 US dollars

GDP: 456.8 billion | 2,456 per capita

Manufacturing value added: 44.2 billion | 238 per capita

Manufacturing exports: 1,301 million | 7.0 per capita



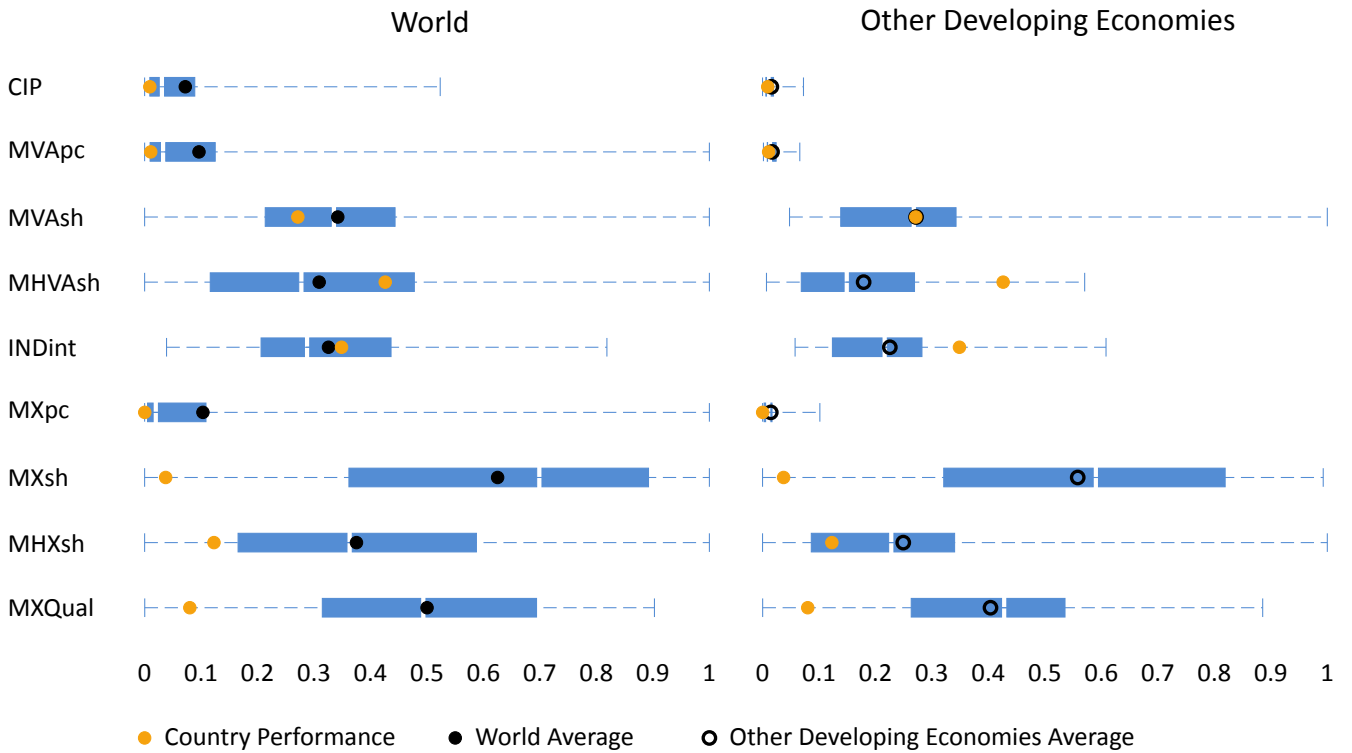
See full manufacturing profile at stat.unido.org/country-profile.

Performance indexes

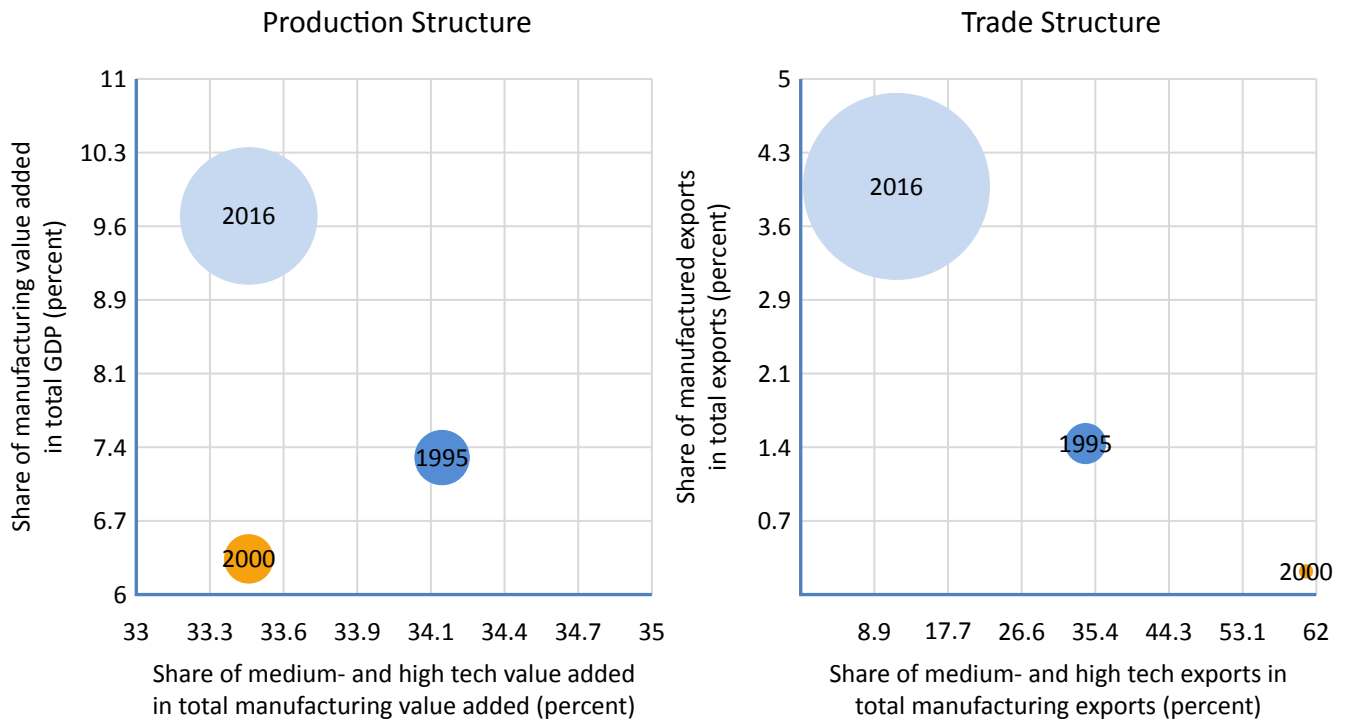
	Rank 2016	Score 2016	World Average	Rank 2015	Trend 1990-2016
Competitive Industrial Performance Index	115	0.009	0.072	84 ↓	
Manufacturing Value Added Indexes					
Manufacturing Value Added per Capita Index	109	0.011	0.096	109	
Share of Manufacturing Value Added in GDP Index	98	0.271	0.342	101	
Share of Medium and High-Tech Activities in Total Manufacturing Value Added	45	0.426	0.309	45	
Industrialization Intensity Index	60	0.349	0.326	60	
Share of World Manufacturing Value Added Index	35	0.015	0.027	36	
Manufacturing Export Indexes					
Manufacturing Export per Capita Index	143	0.000	0.103	119	
Share of Manufacturing Exports in Total Exports	147	0.037	0.625	137	
Share of Medium and High-Tech Activities in Total Manufacturing Export	119	0.123	0.375	105	
Index Industrial Export Quality Index	146	0.080	0.500	136	
Share in World Manufacturing Export Index	104	0.001	0.039	59	

- 1st DIMENSION: CAPACITY TO PRODUCE AND EXPORT MANUFACTURES
- 2nd DIMENSION: TECHNOLOGICAL DEEPENING AND UPGRADING
- 3rd DIMENSION: WORLD IMPACT

Comparative competitiveness



Changes to trade and production structure



Bubble size represents manufacturing value added and manufactured exports per capita.