

Competitive Industrial Performance Index 2021

Burundi

Africa
Least Developed Countries
Low Income

RANK 146
(index of 152 countries)

Score **0.001**
World average **0.068**

Manufacturing sector summary (2019)

Export data are in current USD, all other values - in constant 2015 US dollars

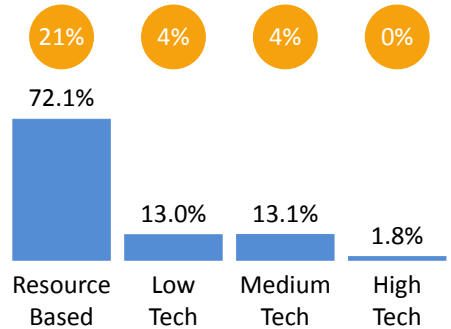
GDP: 3,126 million | 271 per capita

Manufacturing value added: 356.8 million | 30.9 per capita

Manufacturing exports: 51.5 million | 4.5 per capita

See full manufacturing profile at stat.unido.org/country-profile

Readers Guide: stat.unido.org/content/learning-center/cip-readers-guide

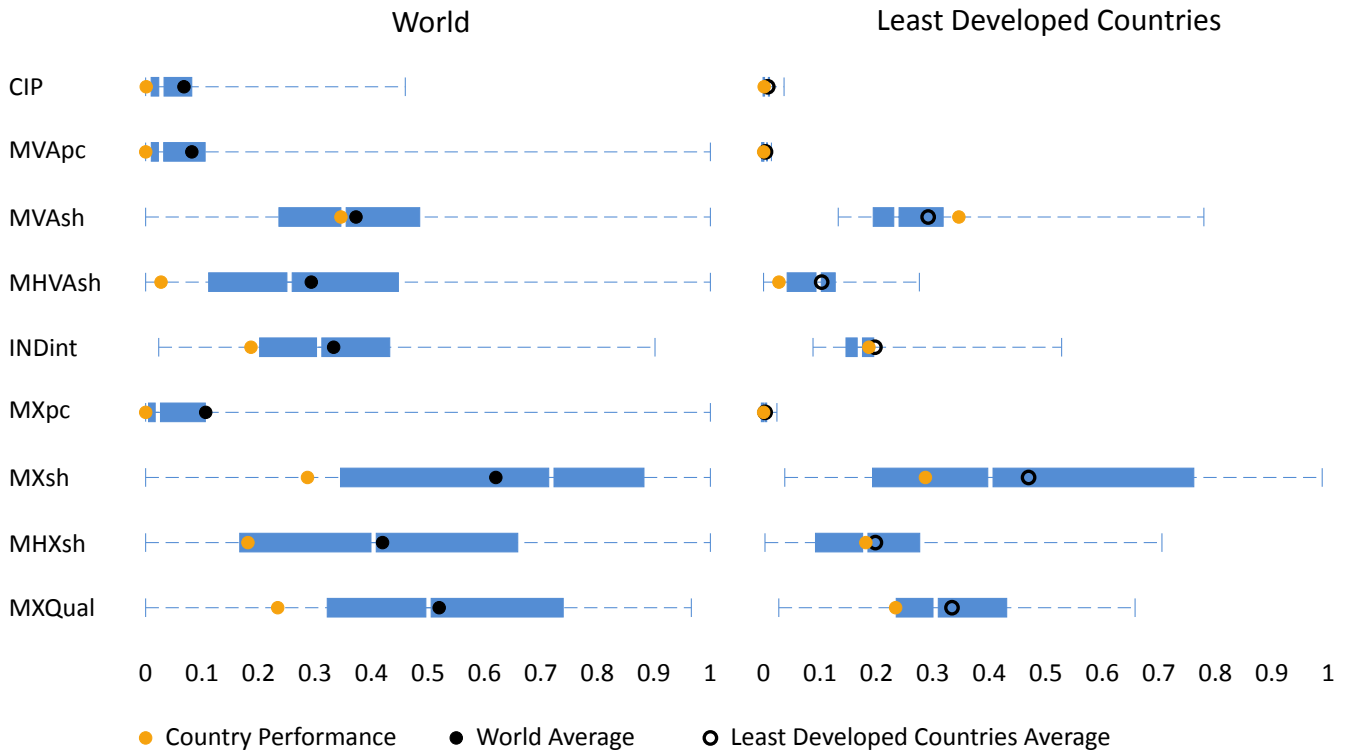


Performance indexes

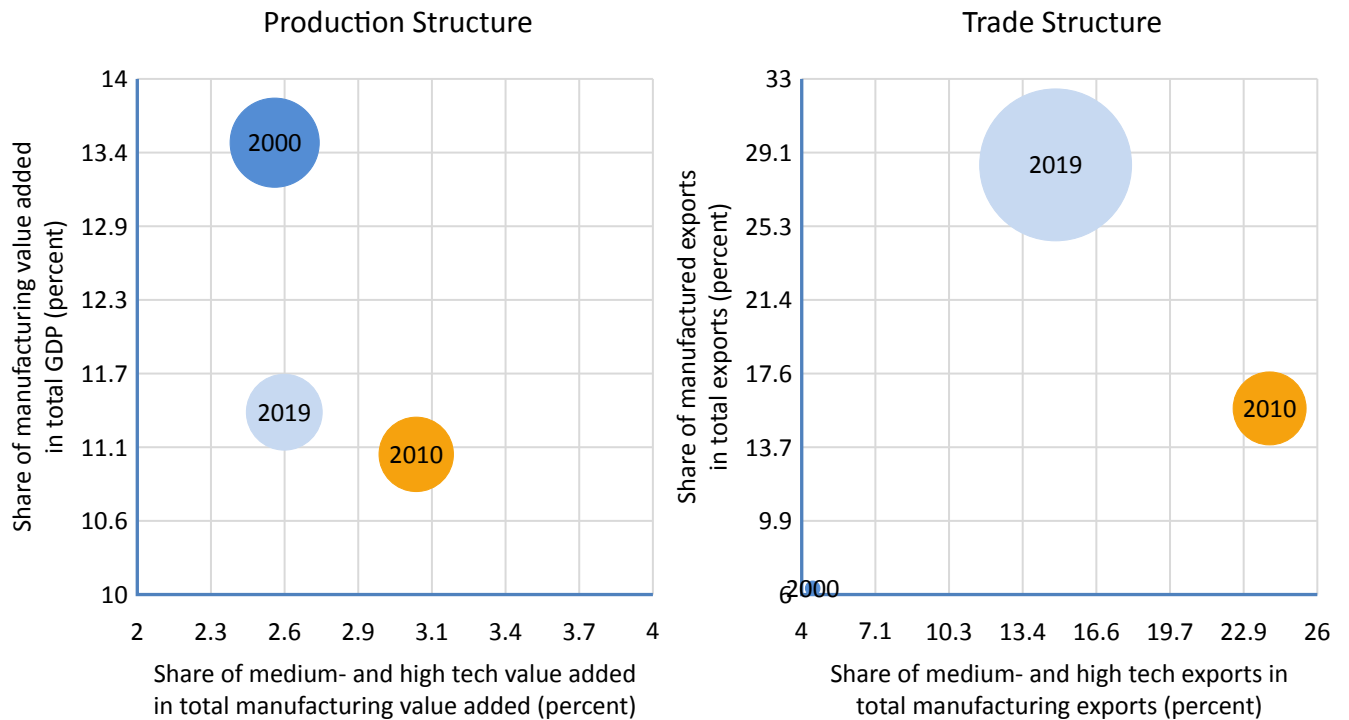
	Rank 2019	Score 2019	World Average	Rank 2018	Trend
Competitive Industrial Performance Index	146	0.001	0.068	146 →	1990 2019
Manufacturing Value Added Indexes					
Manufacturing Value Added per Capita Index	151	0.000	0.082	151	
Share of Manufacturing Value Added in GDP Index	80	0.346	0.372	86	
Share of Medium and High-Tech Activities in Total Manufacturing Value Added Index	146	0.027	0.293	146	
Industrialization Intensity Index	121	0.187	0.333	122	
Share of World Manufacturing Value Added Index	140	0.000	0.022	140	
Manufacturing Export Indexes					
Manufacturing Export per Capita Index	146	0.000	0.106	146	
Share of Manufacturing Exports in Total Exports Index	121	0.287	0.620	120	
Share of Medium and High-Tech Activities in Total Manufacturing Export Index	110	0.181	0.419	119	
Index Industrial Export Quality Index	133	0.234	0.520	134	
Share in World Manufacturing Export Index	143	0.000	0.038	145	

- 1st DIMENSION: CAPACITY TO PRODUCE AND EXPORT MANUFACTURES
- 2nd DIMENSION: TECHNOLOGICAL DEEPENING AND UPGRADING
- 3rd DIMENSION: WORLD IMPACT

Comparative competitiveness



Changes to trade and production structure



Bubble size represents manufacturing value added and manufactured exports per capita.