

Competitive Industrial Performance Index 2022

Brazil

Latin America and the Caribbean
Middle-income industrial

RANK 42

(index of 154 countries)

Score **0.071**
World average **0.062**

Manufacturing sector summary (2020)

Export data are in current USD, all other values - in constant 2015 US dollars

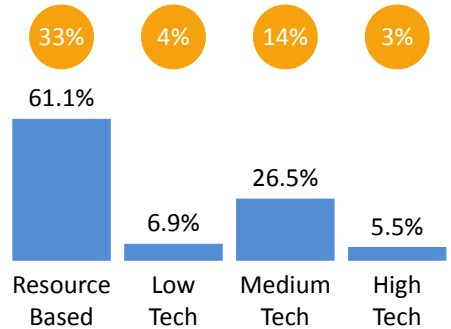
GDP: 1,749 billion | 8,229 per capita

Manufacturing value added: 178.5 billion | 840 per capita

Manufacturing exports: 111.5 billion | 524 per capita

See full manufacturing profile at stat.unido.org/country-profile

Readers Guide: stat.unido.org/content/learning-center/cip-readers-guide

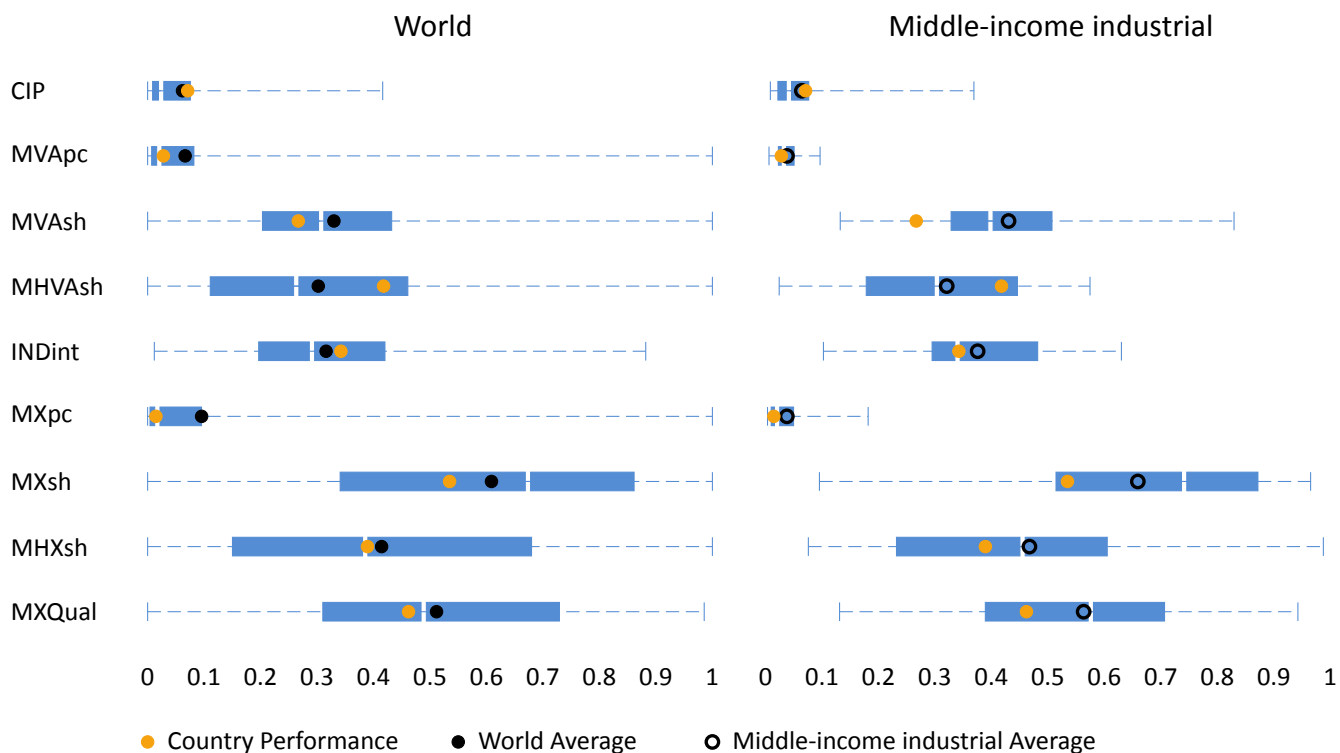


Performance indexes

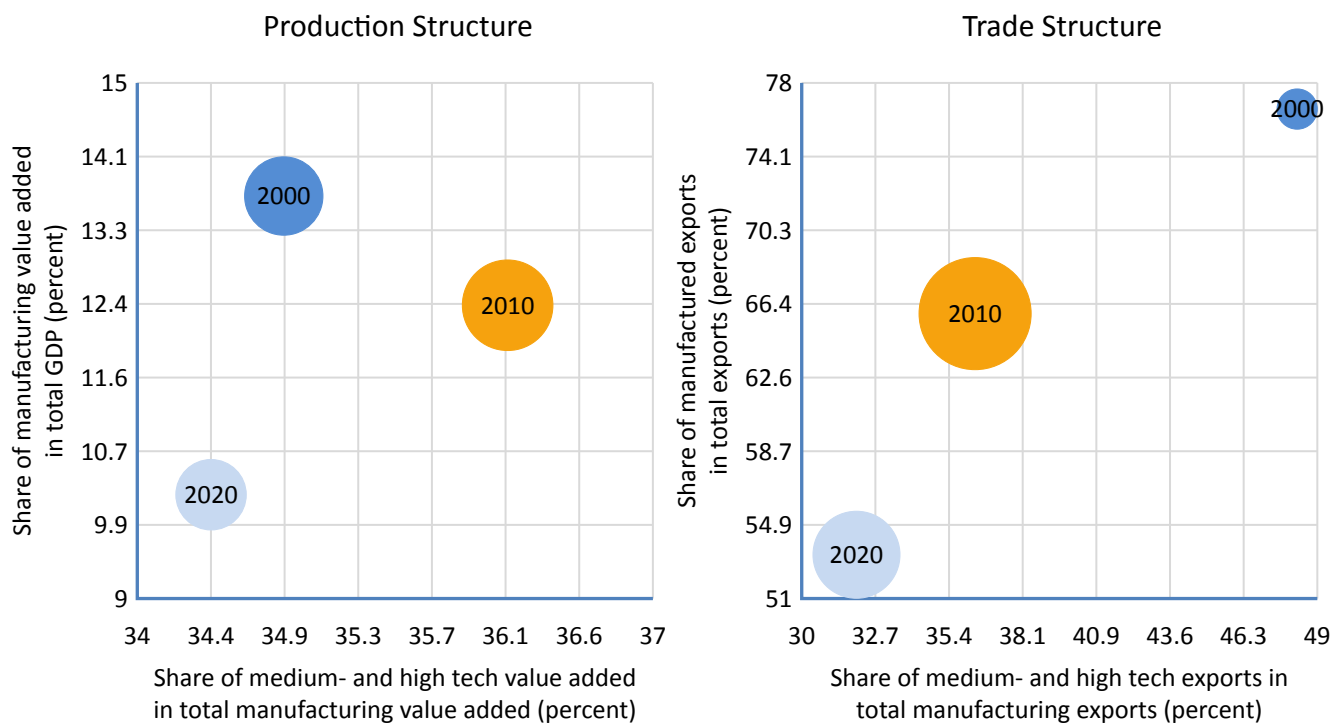
	Rank 2020	Score 2020	World Average	Rank 2019	Trend
Competitive Industrial Performance Index	42	0.071	0.062	41 ↓	1990 2020
Manufacturing Value Added Indexes					
Manufacturing Value Added per Capita Index	68	0.028	0.066	67	
Share of Manufacturing Value Added in GDP Index	100	0.267	0.330	98	
Share of Medium and High-Tech Activities in Total Manufacturing Value Added Index	46	0.418	0.302	46	
Industrialization Intensity Index	58	0.342	0.316	58	
Share of World Manufacturing Value Added Index	14	0.044	0.021	14	
Manufacturing Export Indexes					
Manufacturing Export per Capita Index	84	0.015	0.096	82	
Share of Manufacturing Exports in Total Exports Index	93	0.535	0.609	94	
Share of Medium and High-Tech Activities in Total Manufacturing Export Index	76	0.389	0.414	63	
Index Industrial Export Quality Index	84	0.462	0.512	74	
Share in World Manufacturing Export Index	30	0.045	0.034	28	

- 1st DIMENSION: CAPACITY TO PRODUCE AND EXPORT MANUFACTURES
- 2nd DIMENSION: TECHNOLOGICAL DEEPENING AND UPGRADING
- 3rd DIMENSION: WORLD IMPACT

Comparative competitiveness



Changes to trade and production structure



Bubble size represents manufacturing value added and manufactured exports per capita.