

Competitive Industrial Performance Index 2020

Botswana

Africa
Other Developing Economies
Upper Middle Income

RANK 89
(index of 152 countries)

Score **0.019**
World average **0.067**

Manufacturing sector summary (2018)

Export data are in current USD, all other values - in constant 2015 US dollars

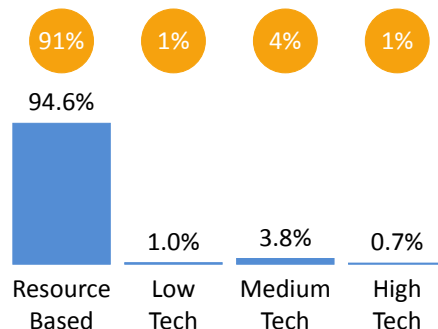
GDP: 16.1 billion | 7,135 per capita

Manufacturing value added: 894.3 million | 397 per capita

Manufacturing exports: 6,334 million | 2,810 per capita

See full manufacturing profile at stat.unido.org/country-profile

Readers Guide: stat.unido.org/content/learning-center/cip-readers-guide

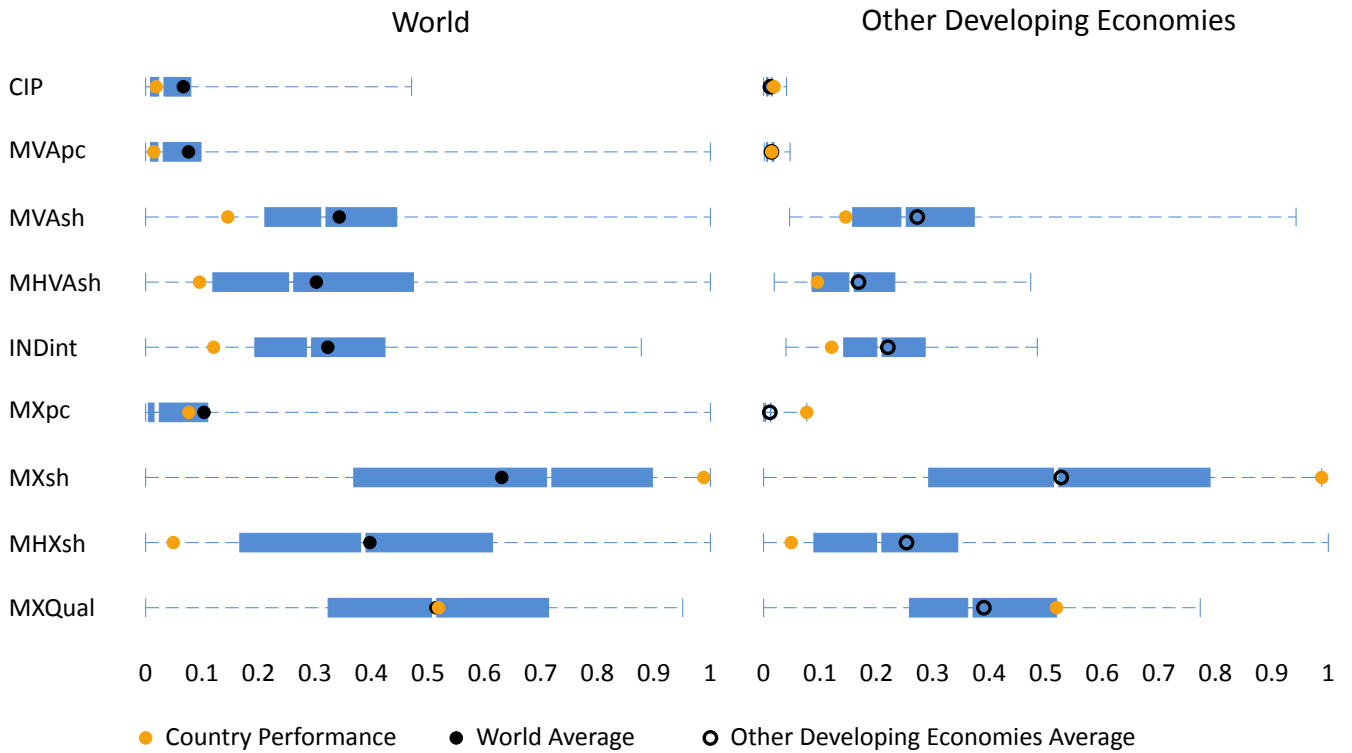


Performance indexes

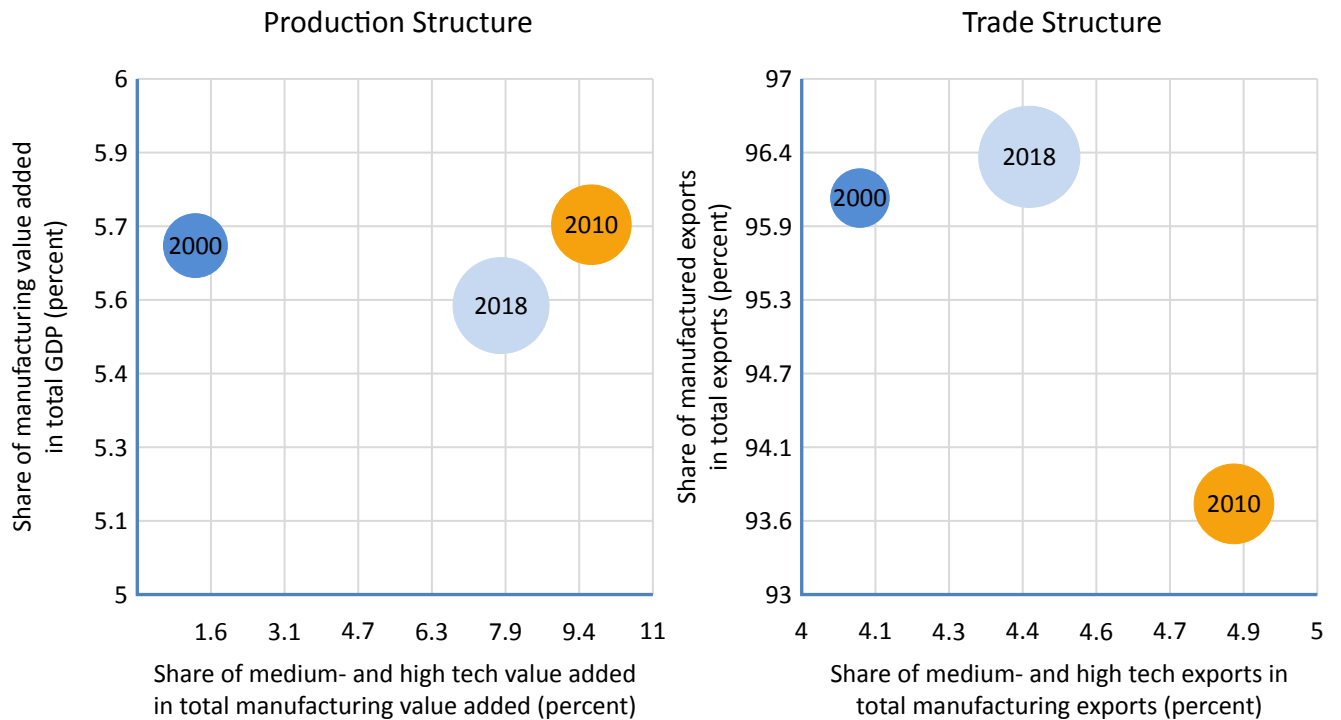
	Rank 2018	Score 2018	World Average	Rank 2017	Trend
Competitive Industrial Performance Index	89	0.019	0.067	90 ↑	1990 2018
Manufacturing Value Added Indexes					
Manufacturing Value Added per Capita Index	99	0.014	0.076	99	
Share of Manufacturing Value Added in GDP Index	133	0.145	0.343	134	
Share of Medium and High-Tech Activities in Total Manufacturing Value Added Index	119	0.095	0.302	129	
Industrialization Intensity Index	137	0.120	0.323	142	
Share of World Manufacturing Value Added Index	127	0.000	0.023	128	
Manufacturing Export Indexes					
Manufacturing Export per Capita Index	50	0.076	0.103	49	
Share of Manufacturing Exports in Total Exports Index	5	0.988	0.631	7	
Share of Medium and High-Tech Activities in Total Manufacturing Export Index	139	0.049	0.397	137	
Index Industrial Export Quality Index	74	0.519	0.514	72	
Share in World Manufacturing Export Index	81	0.003	0.039	80	

- 1st DIMENSION: CAPACITY TO PRODUCE AND EXPORT MANUFACTURES
- 2nd DIMENSION: TECHNOLOGICAL DEEPENING AND UPGRADING
- 3rd DIMENSION: WORLD IMPACT

Comparative competitiveness



Changes to trade and production structure



Bubble size represents manufacturing value added and manufactured exports per capita.