

Competitive Industrial Performance Index 2022

Canada

Northern America
High-income industrial

RANK 19
(index of 154 countries)

Score **0.163**
World average **0.062**

Manufacturing sector summary (2020)

Export data are in current USD, all other values - in constant 2015 US dollars

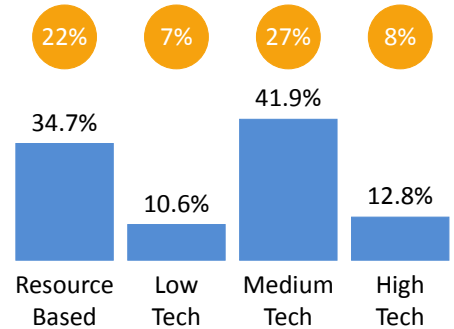
GDP: 1,600 billion | 42,391 per capita

Manufacturing value added: 155.8 billion | 4,127 per capita

Manufacturing exports: 225.5 billion | 5,976 per capita

See full manufacturing profile at stat.unido.org/country-profile

Readers Guide: stat.unido.org/content/learning-center/cip-readers-guide

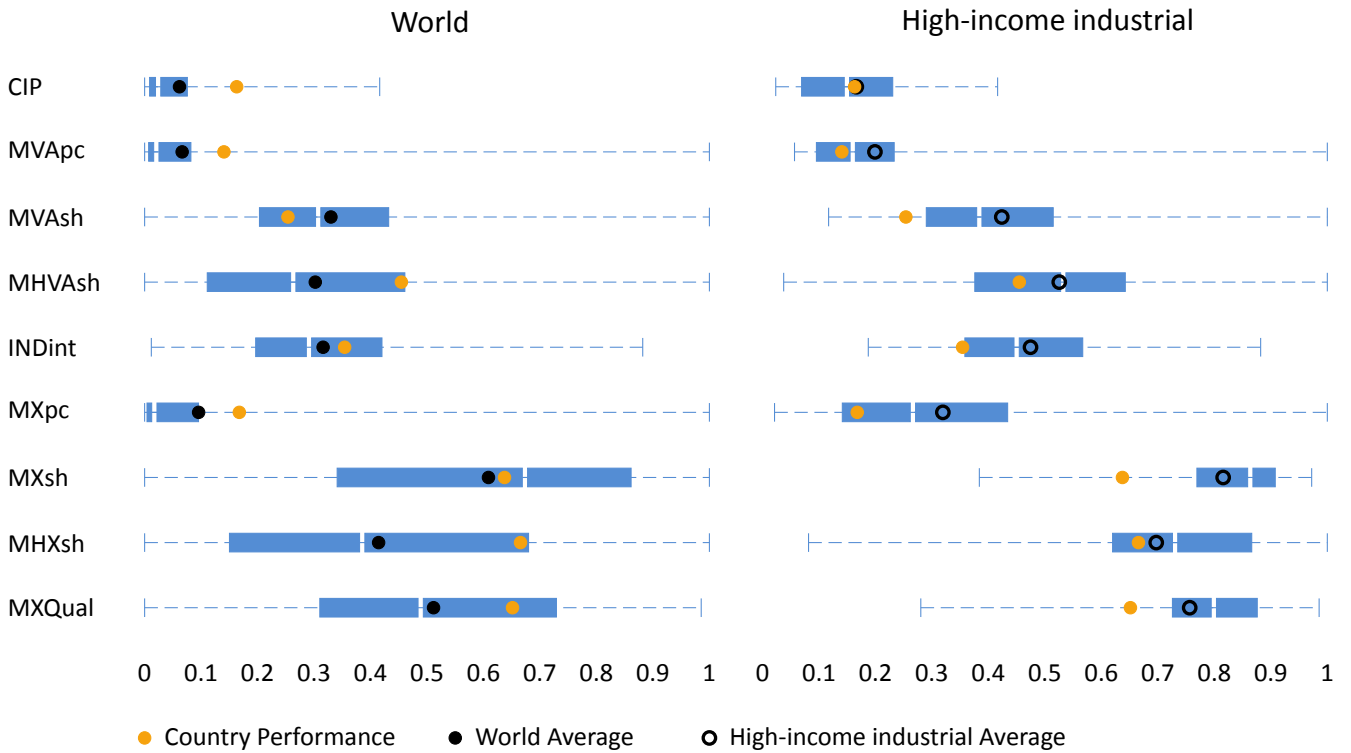


Performance indexes

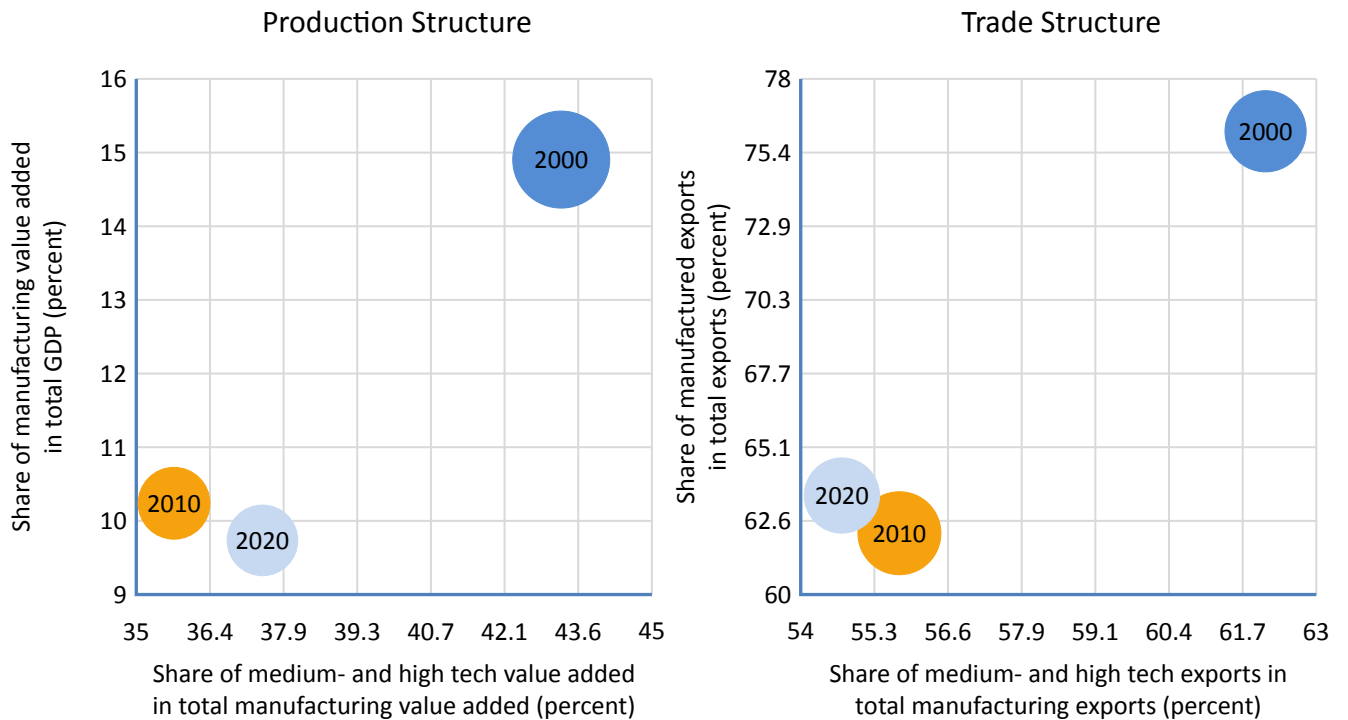
	Rank 2020	Score 2020	World Average	Rank 2019	Trend
Competitive Industrial Performance Index	19	0.163	0.062	18 ↓	1990 2020
Manufacturing Value Added Indexes					
Manufacturing Value Added per Capita Index	25	0.140	0.066	26	
Share of Manufacturing Value Added in GDP Index	104	0.254	0.330	102	
Share of Medium and High-Tech Activities in Total Manufacturing Value Added Index	40	0.455	0.302	40	
Industrialization Intensity Index	55	0.354	0.316	56	
Share of World Manufacturing Value Added Index	16	0.038	0.021	15	
Manufacturing Export Indexes					
Manufacturing Export per Capita Index	27	0.168	0.096	25	
Share of Manufacturing Exports in Total Exports Index	82	0.637	0.609	83	
Share of Medium and High-Tech Activities in Total Manufacturing Export Index	40	0.666	0.414	31	
Index Industrial Export Quality Index	52	0.651	0.512	49	
Share in World Manufacturing Export Index	18	0.091	0.034	15	

- 1st DIMENSION: CAPACITY TO PRODUCE AND EXPORT MANUFACTURES
- 2nd DIMENSION: TECHNOLOGICAL DEEPENING AND UPGRADING
- 3rd DIMENSION: WORLD IMPACT

Comparative competitiveness



Changes to trade and production structure



Bubble size represents manufacturing value added and manufactured exports per capita.