

Competitive Industrial Performance Index 2020

Côte d'Ivoire

Africa
Other Developing Economies
Lower Middle Income

RANK 105

(index of 152 countries)

Score **0.012**
World average **0.067**

Manufacturing sector summary (2018)

Export data are in current USD, all other values - in constant 2015 US dollars

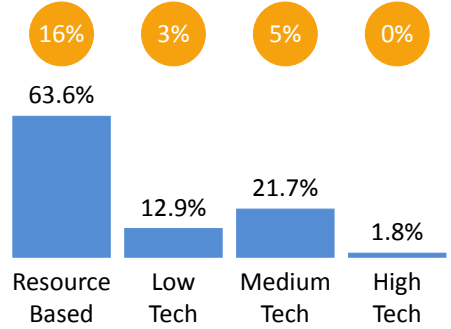
GDP: 41.4 billion | 1,650 per capita

Manufacturing value added: 5,571 million | 222 per capita

Manufacturing exports: 2,990 million | 119 per capita

See full manufacturing profile at stat.unido.org/country-profile

Readers Guide: stat.unido.org/content/learning-center/cip-readers-guide

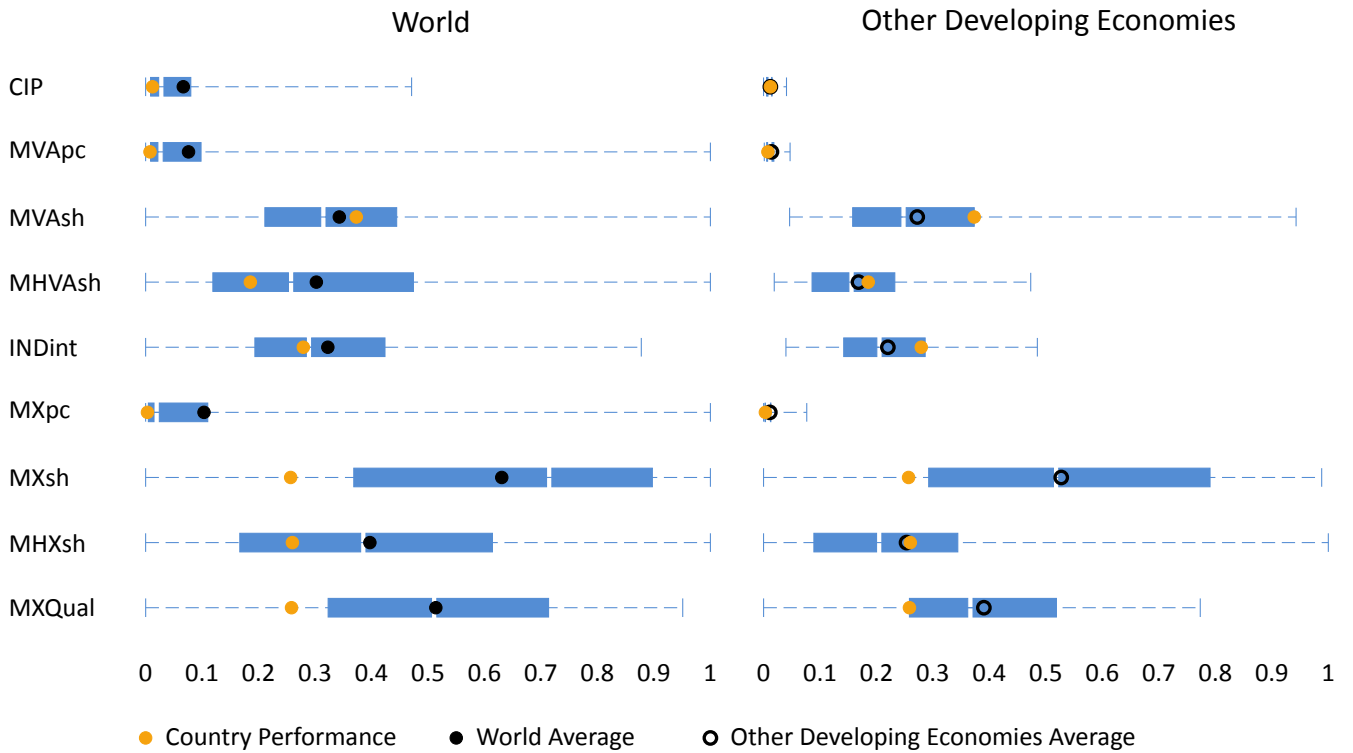


Performance indexes

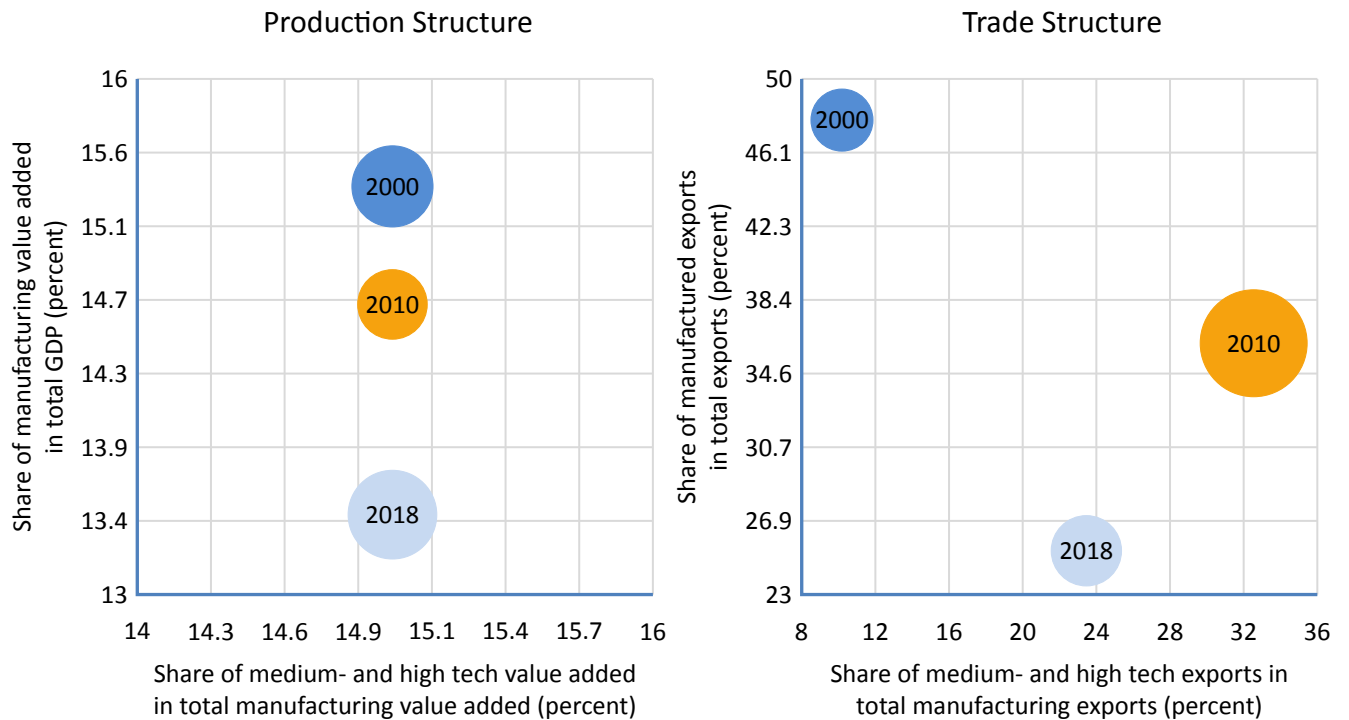
	Rank 2018	Score 2018	World Average	Rank 2017	Trend
Competitive Industrial Performance Index	105	0.012	0.067	100 ↓	1990 2018
Manufacturing Value Added Indexes					
Manufacturing Value Added per Capita Index	118	0.008	0.076	118	
Share of Manufacturing Value Added in GDP Index	56	0.373	0.343	57	
Share of Medium and High-Tech Activities in Total Manufacturing Value Added Index	98	0.185	0.302	100	
Industrialization Intensity Index	82	0.279	0.323	82	
Share of World Manufacturing Value Added Index	83	0.001	0.023	83	
Manufacturing Export Indexes					
Manufacturing Export per Capita Index	119	0.003	0.103	115	
Share of Manufacturing Exports in Total Exports Index	130	0.257	0.631	126	
Share of Medium and High-Tech Activities in Total Manufacturing Export Index	96	0.260	0.397	66	
Index Industrial Export Quality Index	129	0.258	0.514	103	
Share in World Manufacturing Export Index	93	0.001	0.039	89	

- 1st DIMENSION: CAPACITY TO PRODUCE AND EXPORT MANUFACTURES
- 2nd DIMENSION: TECHNOLOGICAL DEEPENING AND UPGRADING
- 3rd DIMENSION: WORLD IMPACT

Comparative competitiveness



Changes to trade and production structure



Bubble size represents manufacturing value added and manufactured exports per capita.