

Competitive Industrial Performance Index 2022

Congo

Africa
Middle-income industrializing

RANK 123

(index of 154 countries)

Score **0.007**
World average **0.062**

Manufacturing sector summary (2020)

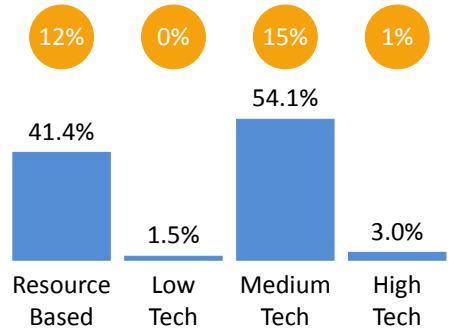
Export data are in current USD, all other values - in constant 2015 US dollars

GDP: 8,631 million | 1,564 per capita

Manufacturing value added: 640.9 million | 116 per capita

Manufacturing exports: 1,390 million | 252 per capita

See full manufacturing profile at stat.unido.org/country-profile
Readers Guide: stat.unido.org/content/learning-center/cip-readers-guide

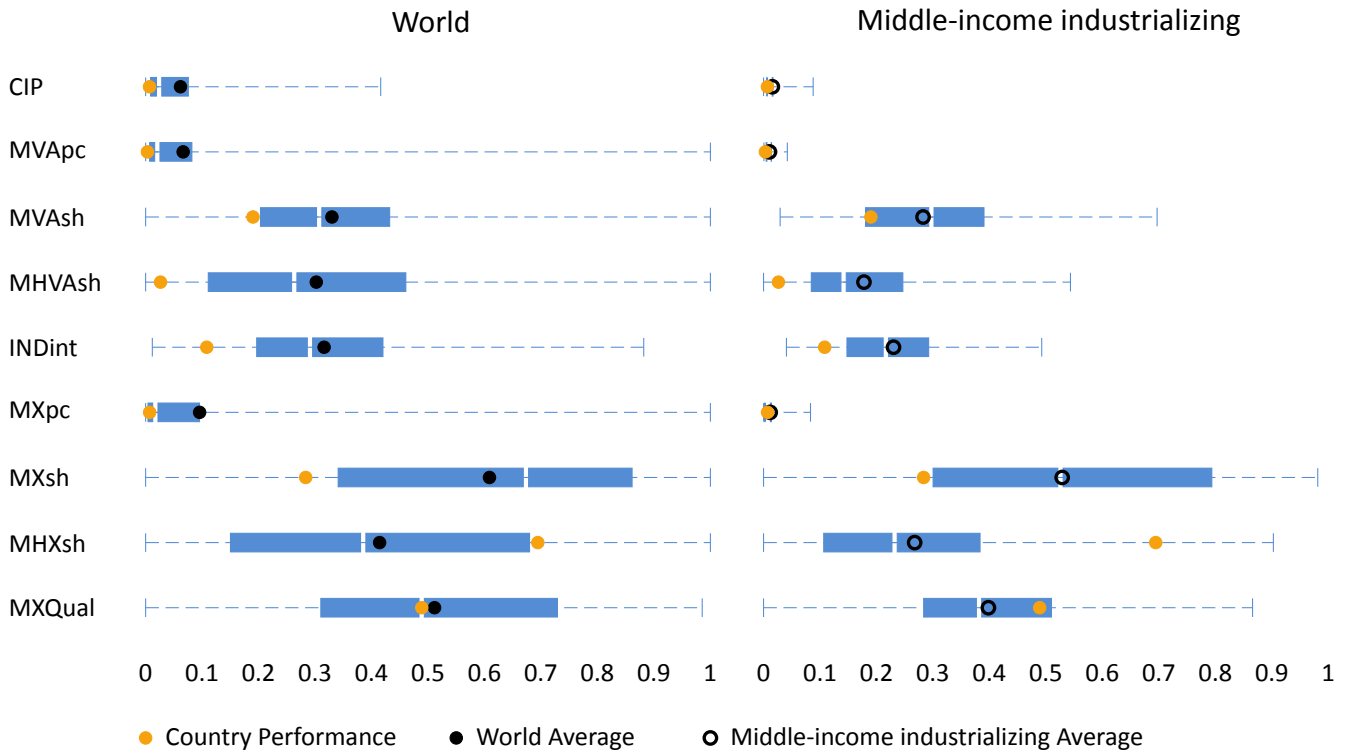


Performance indexes

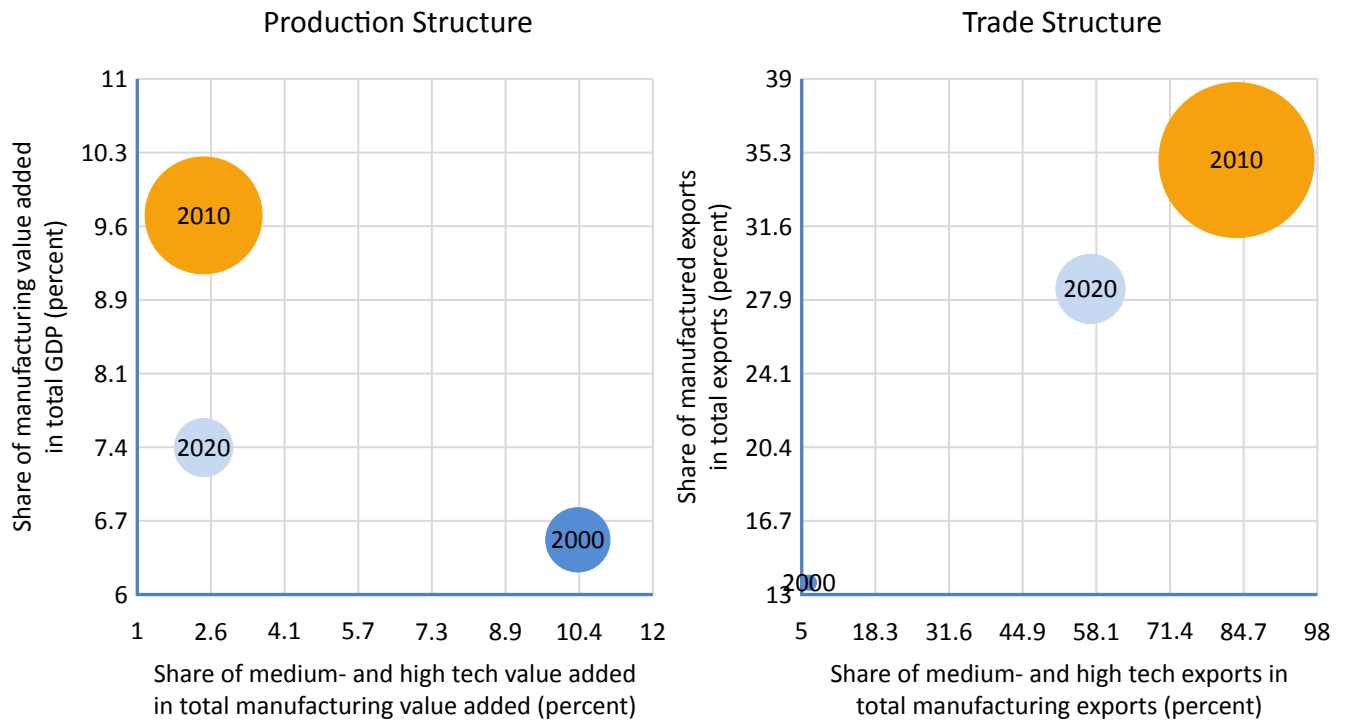
	Rank 2020	Score 2020	World Average	Rank 2019	Trend
Competitive Industrial Performance Index	123	0.007	0.062	125 ↑	1990 2020
Manufacturing Value Added Indexes					
Manufacturing Value Added per Capita Index	136	0.003	0.066	136	
Share of Manufacturing Value Added in GDP Index	122	0.190	0.330	120	
Share of Medium and High-Tech Activities in Total Manufacturing Value Added Index	148	0.026	0.302	148	
Industrialization Intensity Index	142	0.108	0.316	141	
Share of World Manufacturing Value Added Index	137	0.000	0.021	138	
Manufacturing Export Indexes					
Manufacturing Export per Capita Index	107	0.007	0.096	112	
Share of Manufacturing Exports in Total Exports Index	125	0.283	0.609	139	
Share of Medium and High-Tech Activities in Total Manufacturing Export Index	36	0.694	0.414	61	
Index Industrial Export Quality Index	77	0.489	0.512	108	
Share in World Manufacturing Export Index	112	0.001	0.034	121	

- 1st DIMENSION: CAPACITY TO PRODUCE AND EXPORT MANUFACTURES
- 2nd DIMENSION: TECHNOLOGICAL DEEPENING AND UPGRADING
- 3rd DIMENSION: WORLD IMPACT

Comparative competitiveness



Changes to trade and production structure



Bubble size represents manufacturing value added and manufactured exports per capita.