

Competitive Industrial Performance Index 2020

Cabo Verde

Africa
Other Developing Economies
Lower Middle Income

RANK 136
(index of 152 countries)

Score **0.003**
World average **0.067**

Manufacturing sector summary (2018)

Export data are in current USD, all other values - in constant 2015 US dollars

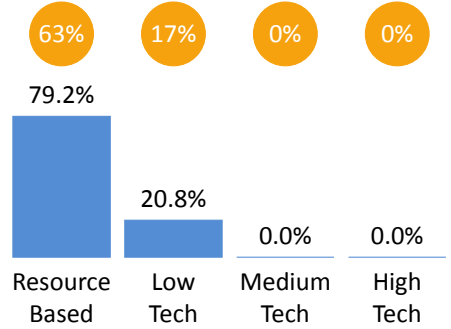
GDP: 1,827 million | 3,359 per capita

Manufacturing value added: 115.2 million | 212 per capita

Manufacturing exports: 59.8 million | 110 per capita

See full manufacturing profile at stat.unido.org/country-profile

Readers Guide: stat.unido.org/content/learning-center/cip-readers-guide

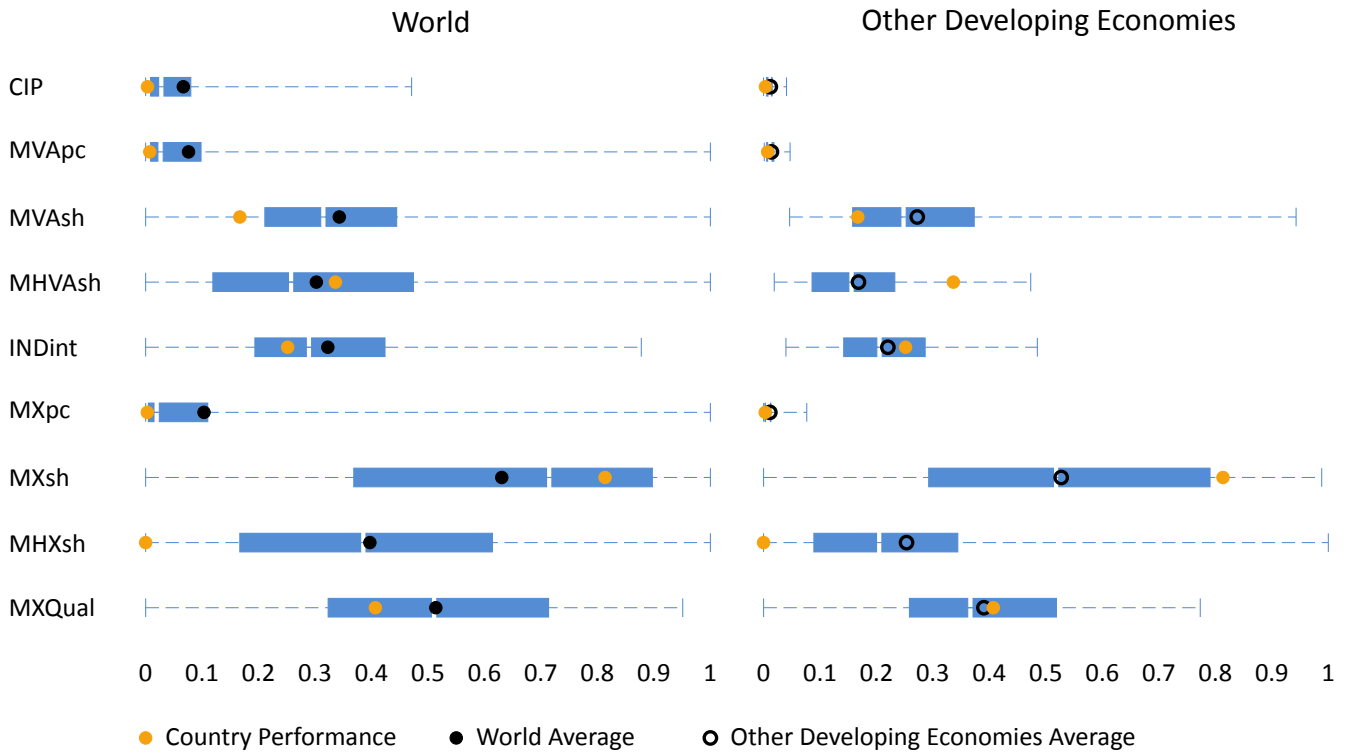


Performance indexes

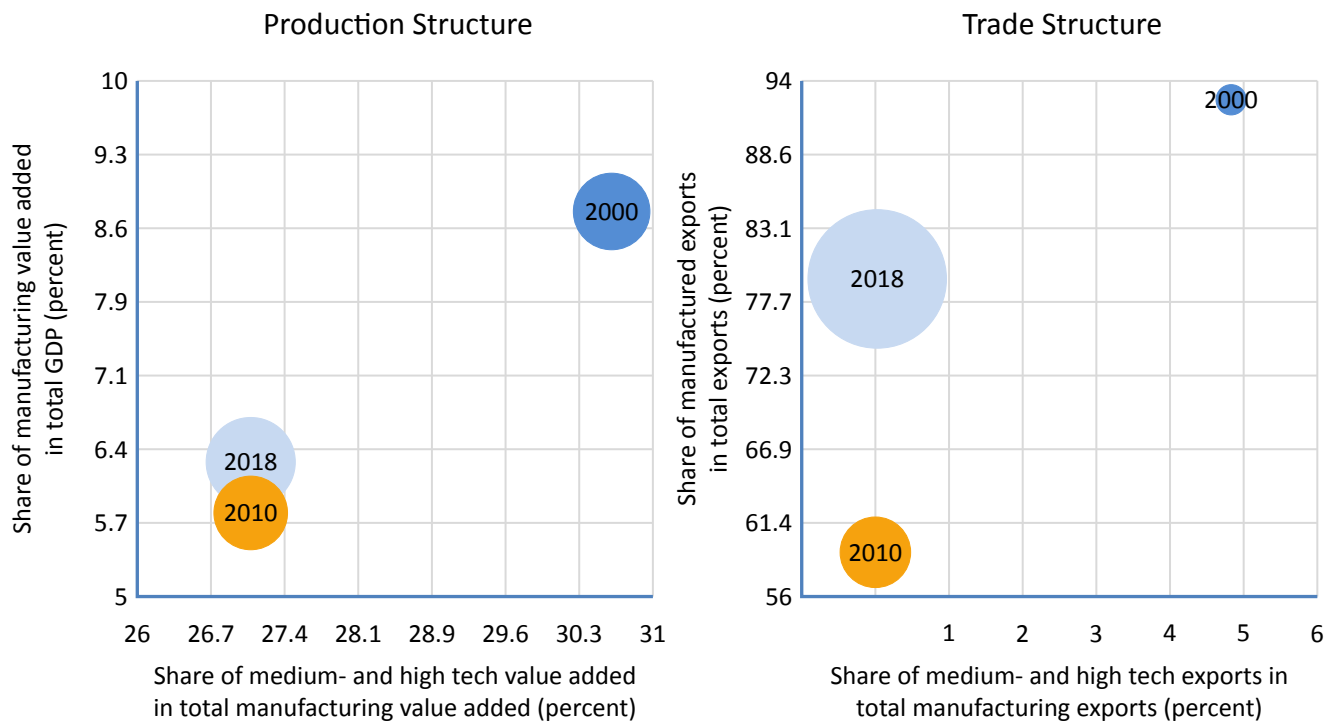
	Rank 2018	Score 2018	World Average	Rank 2017	Trend
Competitive Industrial Performance Index	136	0.003	0.067	139 ↑	1990 2018
Manufacturing Value Added Indexes					
Manufacturing Value Added per Capita Index	121	0.007	0.076	119	
Share of Manufacturing Value Added in GDP Index	123	0.167	0.343	123	
Share of Medium and High-Tech Activities in Total Manufacturing Value Added Index	60	0.336	0.302	64	
Industrialization Intensity Index	91	0.251	0.323	95	
Share of World Manufacturing Value Added Index	146	0.000	0.023	146	
Manufacturing Export Indexes					
Manufacturing Export per Capita Index	121	0.003	0.103	125	
Share of Manufacturing Exports in Total Exports Index	64	0.813	0.631	64	
Share of Medium and High-Tech Activities in Total Manufacturing Export Index	152	0.000	0.397	151	
Index Industrial Export Quality Index	94	0.407	0.514	94	
Share in World Manufacturing Export Index	144	0.000	0.039	146	

- 1st DIMENSION: CAPACITY TO PRODUCE AND EXPORT MANUFACTURES
- 2nd DIMENSION: TECHNOLOGICAL DEEPENING AND UPGRADING
- 3rd DIMENSION: WORLD IMPACT

Comparative competitiveness



Changes to trade and production structure



Bubble size represents manufacturing value added and manufactured exports per capita.