

Competitive Industrial Performance Index 2022

Cyprus

Asia
High-income industrializing

RANK 88

(index of 154 countries)

Score **0.017**
World average **0.062**

Manufacturing sector summary (2020)

Export data are in current USD, all other values - in constant 2015 US dollars

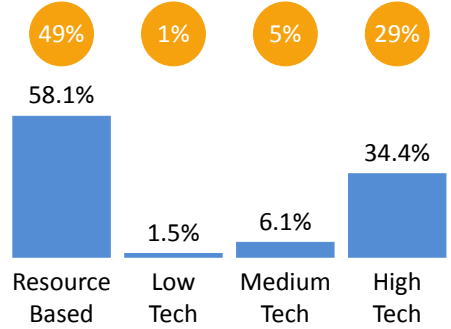
GDP: 23.6 billion | 19,522 per capita

Manufacturing value added: 1,317 million | 1,091 per capita

Manufacturing exports: 1,219 million | 1,010 per capita

See full manufacturing profile at stat.unido.org/country-profile

Readers Guide: stat.unido.org/content/learning-center/cip-readers-guide

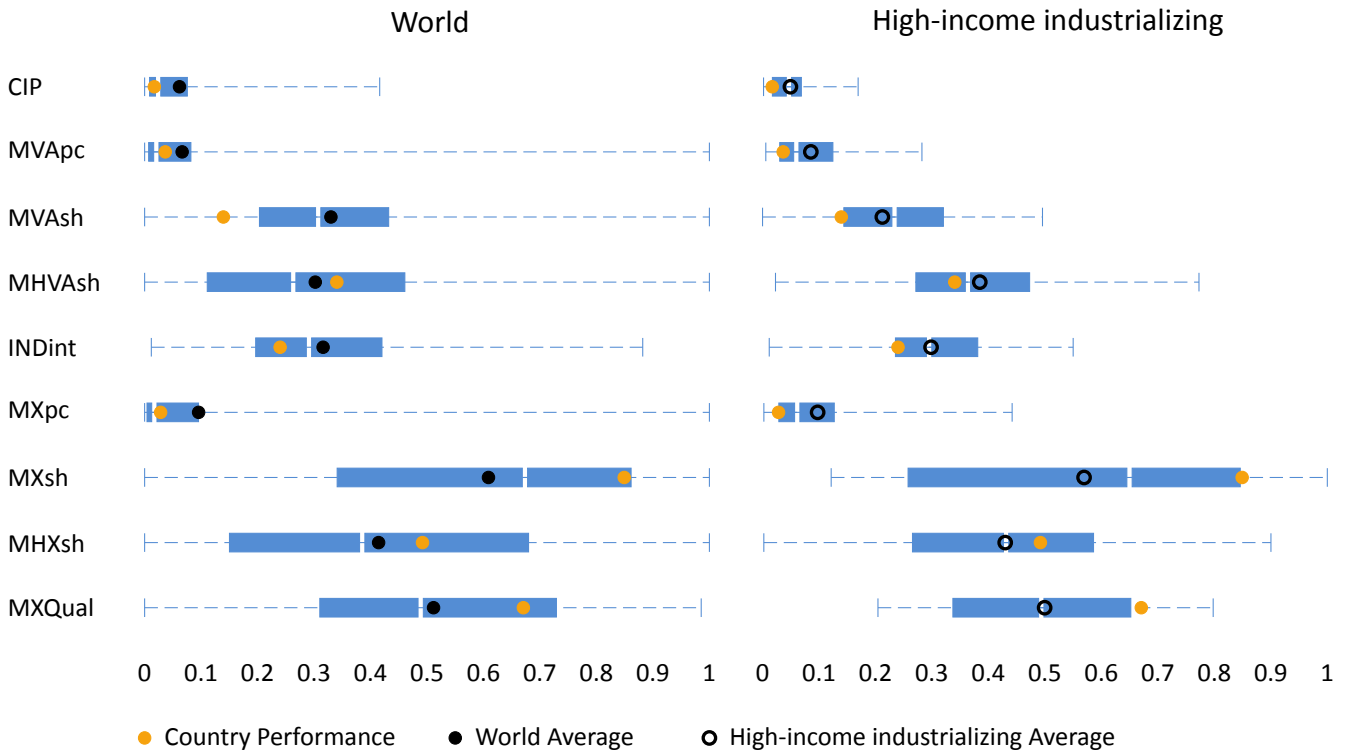


Performance indexes

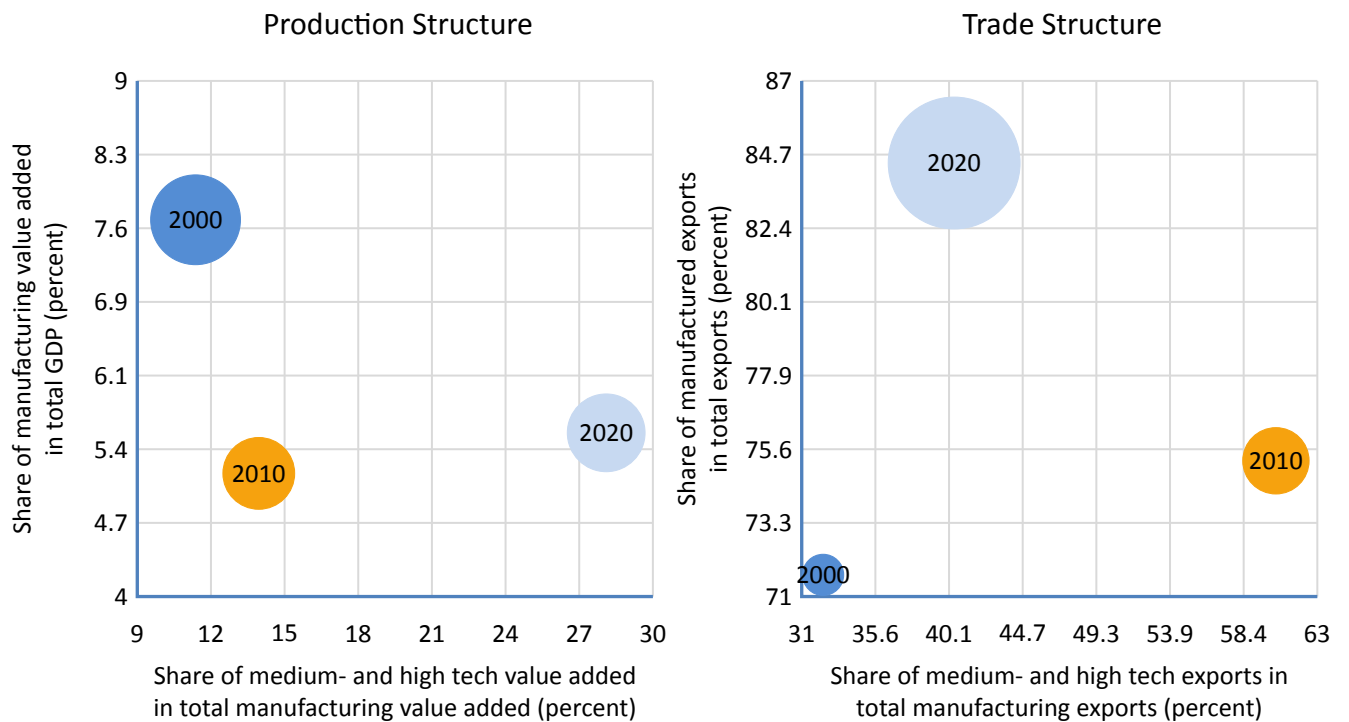
	Rank 2020	Score 2020	World Average	Rank 2019	Trend
Competitive Industrial Performance Index	88	0.017	0.062	90 ↑	1990 2020
Manufacturing Value Added Indexes					
Manufacturing Value Added per Capita Index	61	0.037	0.066	62	
Share of Manufacturing Value Added in GDP Index	136	0.139	0.330	135	
Share of Medium and High-Tech Activities in Total Manufacturing Value Added Index	59	0.340	0.302	79	
Industrialization Intensity Index	100	0.240	0.316	119	
Share of World Manufacturing Value Added Index	119	0.000	0.021	121	
Manufacturing Export Indexes					
Manufacturing Export per Capita Index	65	0.028	0.096	66	
Share of Manufacturing Exports in Total Exports Index	44	0.849	0.609	51	
Share of Medium and High-Tech Activities in Total Manufacturing Export Index	60	0.492	0.414	67	
Index Industrial Export Quality Index	48	0.671	0.512	52	
Share in World Manufacturing Export Index	116	0.000	0.034	118	

- 1st DIMENSION: CAPACITY TO PRODUCE AND EXPORT MANUFACTURES
- 2nd DIMENSION: TECHNOLOGICAL DEEPENING AND UPGRADING
- 3rd DIMENSION: WORLD IMPACT

Comparative competitiveness



Changes to trade and production structure



Bubble size represents manufacturing value added and manufactured exports per capita.