

Competitive Industrial Performance Index 2020

Algeria

Africa
Other Developing Economies
Upper Middle Income

RANK 98

(index of 152 countries)

Score **0.014**
World average **0.067**

Manufacturing sector summary (2018)

Export data are in current USD, all other values - in constant 2015 US dollars

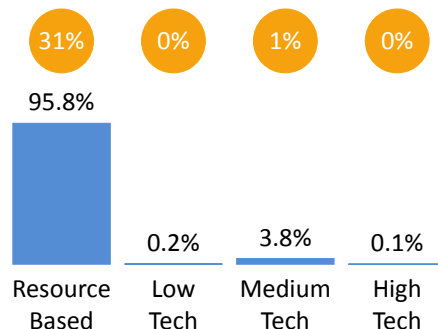
GDP: 176.1 billion | 4,171 per capita

Manufacturing value added: 8,022 million | 190 per capita

Manufacturing exports: 11.5 billion | 278 per capita

See full manufacturing profile at stat.unido.org/country-profile

Readers Guide: stat.unido.org/content/learning-center/cip-readers-guide

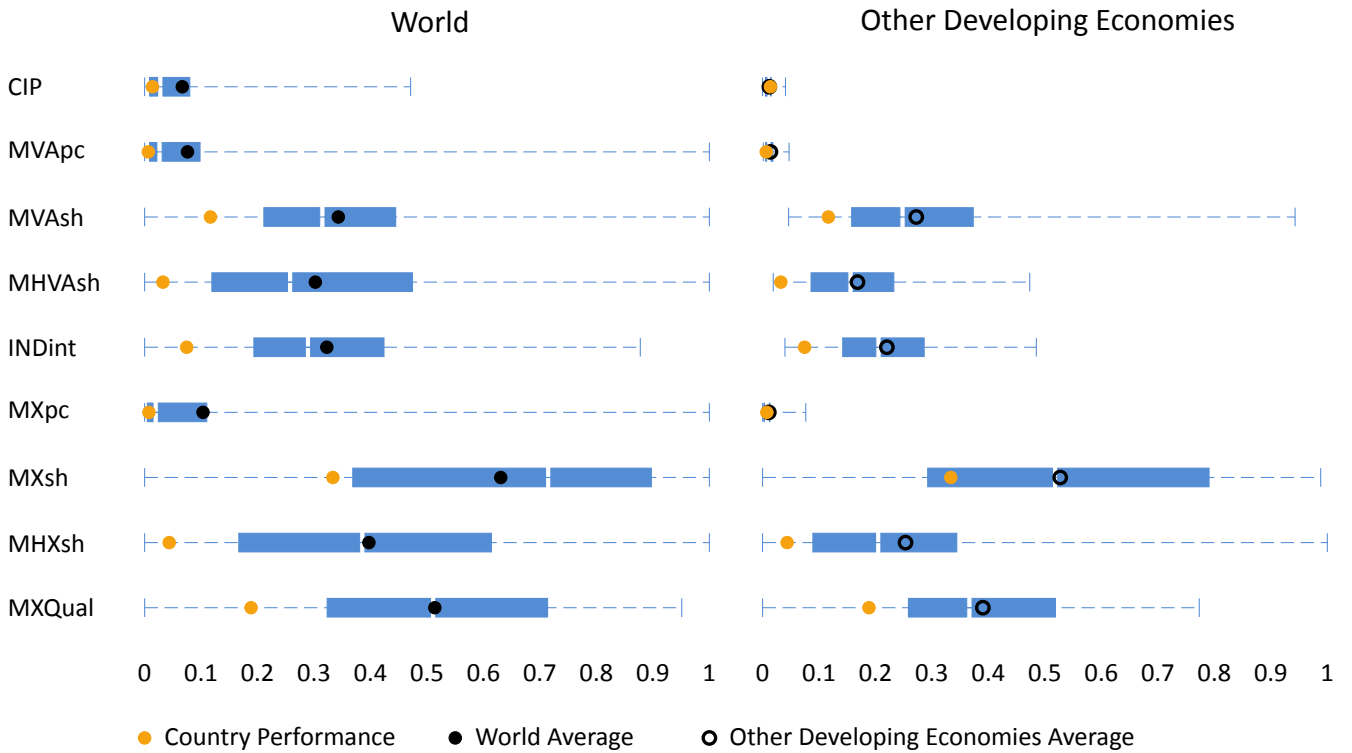


Performance indexes

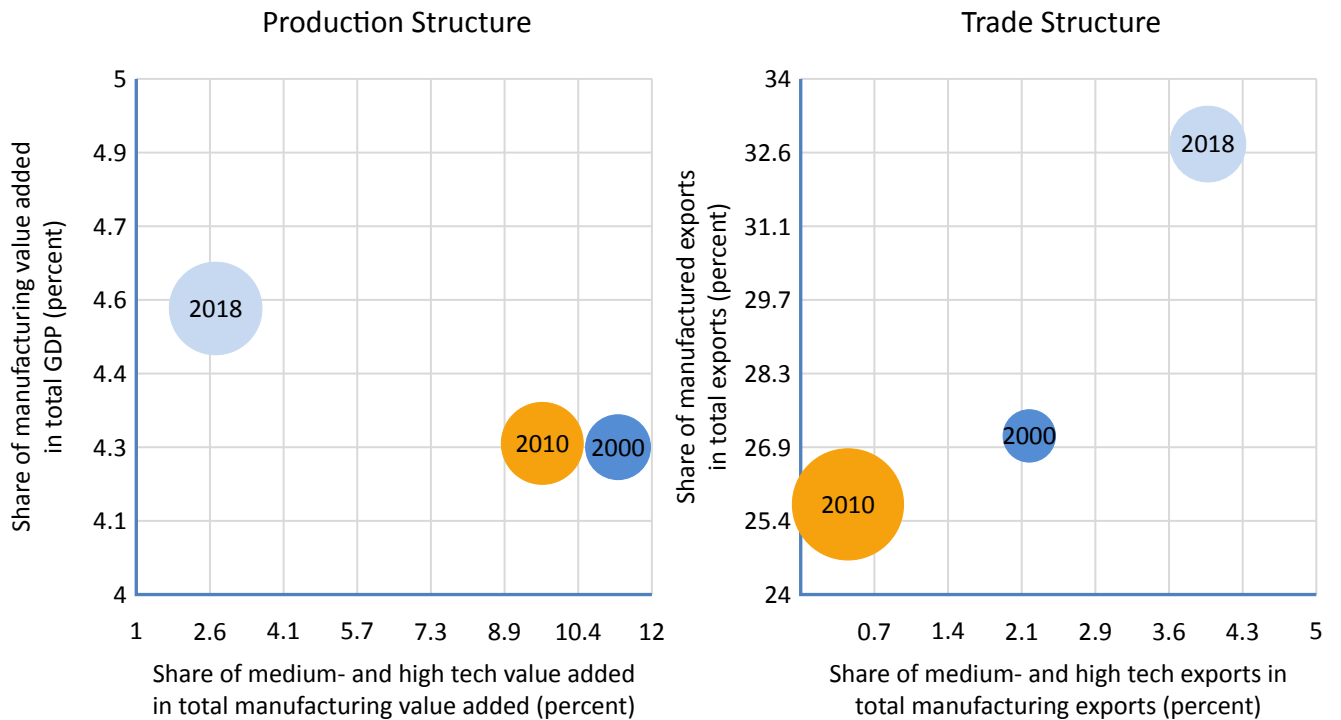
	Rank 2018	Score 2018	World Average	Rank 2017	Trend
Competitive Industrial Performance Index	98	0.014	0.067	96 ↓	1990 2018
Manufacturing Value Added Indexes					
Manufacturing Value Added per Capita Index	126	0.006	0.076	125	
Share of Manufacturing Value Added in GDP Index	142	0.117	0.343	143	
Share of Medium and High-Tech Activities in Total Manufacturing Value Added Index	144	0.032	0.302	144	
Industrialization Intensity Index	149	0.074	0.323	149	
Share of World Manufacturing Value Added Index	70	0.002	0.023	69	
Manufacturing Export Indexes					
Manufacturing Export per Capita Index	103	0.008	0.103	103	
Share of Manufacturing Exports in Total Exports Index	120	0.333	0.631	117	
Share of Medium and High-Tech Activities in Total Manufacturing Export Index	140	0.044	0.397	139	
Index Industrial Export Quality Index	142	0.188	0.514	140	
Share in World Manufacturing Export Index	69	0.005	0.039	68	

- 1st DIMENSION: CAPACITY TO PRODUCE AND EXPORT MANUFACTURES
- 2nd DIMENSION: TECHNOLOGICAL DEEPENING AND UPGRADING
- 3rd DIMENSION: WORLD IMPACT

Comparative competitiveness



Changes to trade and production structure



Bubble size represents manufacturing value added and manufactured exports per capita.