

Competitive Industrial Performance Index 2021

Eritrea

Africa
Least Developed Countries
Low Income

RANK 147

(index of 152 countries)

Score **0**
World average **0.068**

Manufacturing sector summary (2019)

Export data are in current USD, all other values - in constant 2015 US dollars

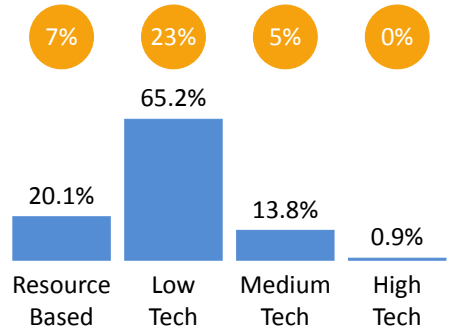
GDP: 2,283 million | 653 per capita

Manufacturing value added: 140.8 million | 40.3 per capita

Manufacturing exports: 2.0 million | 0.8 per capita

See full manufacturing profile at stat.unido.org/country-profile

Readers Guide: stat.unido.org/content/learning-center/cip-readers-guide

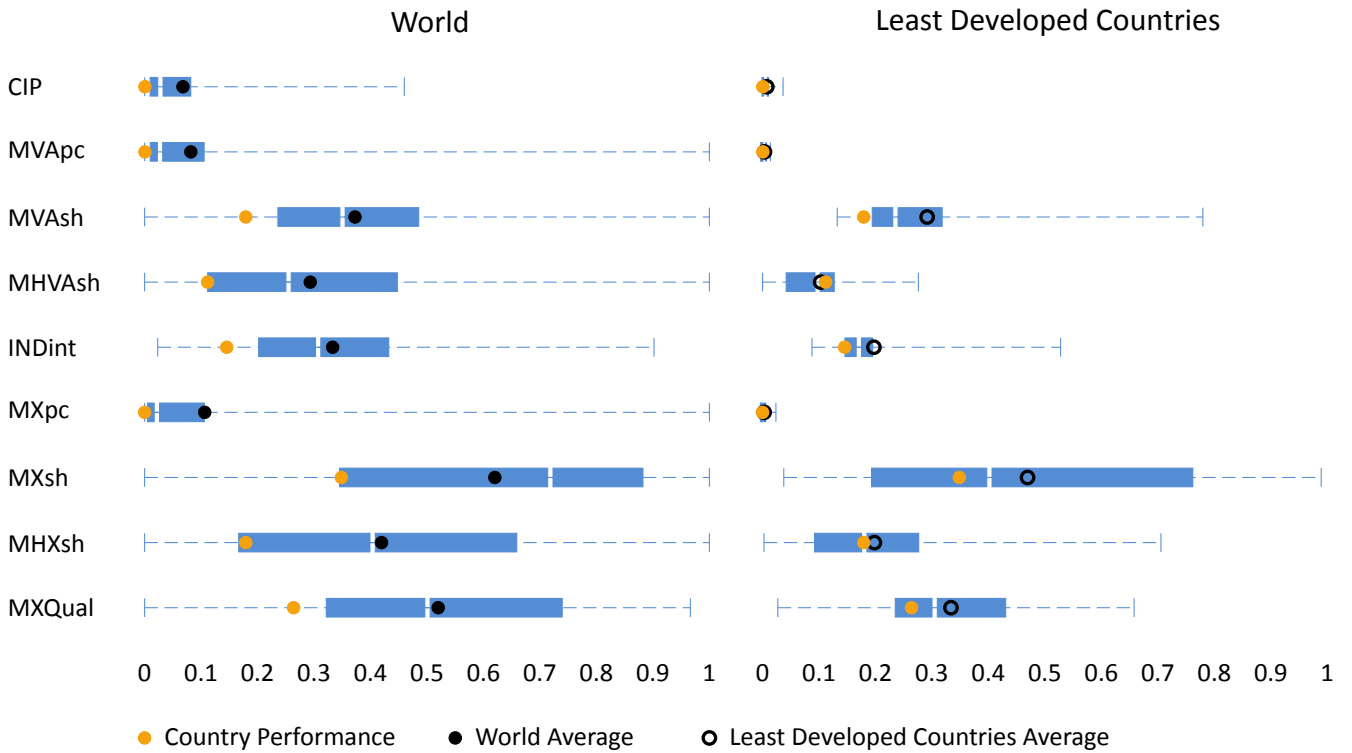


Performance indexes

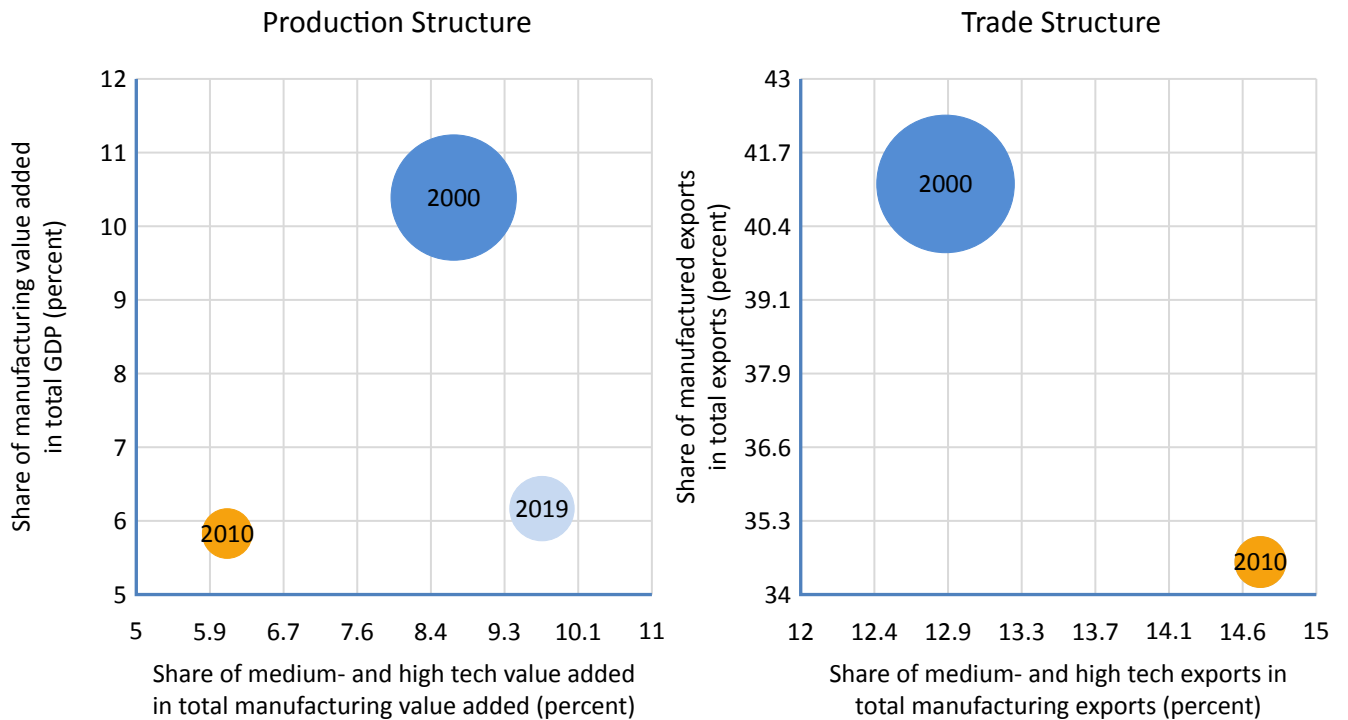
	Rank 2019	Score 2019	World Average	Rank 2018	Trend
Competitive Industrial Performance Index	147	0.000	0.068	148 ↑	1990 2019
Manufacturing Value Added Indexes					
Manufacturing Value Added per Capita Index	147	0.001	0.082	147	
Share of Manufacturing Value Added in GDP Index	128	0.179	0.372	128	
Share of Medium and High-Tech Activities in Total Manufacturing Value Added Index	115	0.112	0.293	116	
Industrialization Intensity Index	134	0.145	0.333	133	
Share of World Manufacturing Value Added Index	145	0.000	0.022	145	
Manufacturing Export Indexes					
Manufacturing Export per Capita Index	150	0.000	0.106	150	
Share of Manufacturing Exports in Total Exports Index	114	0.348	0.620	114	
Share of Medium and High-Tech Activities in Total Manufacturing Export Index	112	0.179	0.419	113	
Index Industrial Export Quality Index	127	0.264	0.520	128	
Share in World Manufacturing Export Index	150	0.000	0.038	150	

- 1st DIMENSION: CAPACITY TO PRODUCE AND EXPORT MANUFACTURES
- 2nd DIMENSION: TECHNOLOGICAL DEEPENING AND UPGRADING
- 3rd DIMENSION: WORLD IMPACT

Comparative competitiveness



Changes to trade and production structure



Bubble size represents manufacturing value added and manufactured exports per capita.