

Competitive Industrial Performance Index 2022

Ghana

Africa
Middle-income industrializing

RANK 116
(index of 154 countries)

Score **0.009**
World average **0.062**

Manufacturing sector summary (2020)

Export data are in current USD, all other values - in constant 2015 US dollars

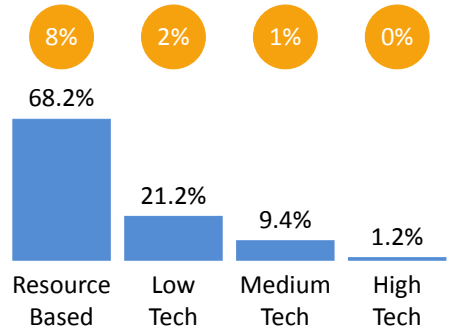
GDP: 63.5 billion | 2,044 per capita

Manufacturing value added: 7,368 million | 237 per capita

Manufacturing exports: 1,943 million | 64.0 per capita

See full manufacturing profile at stat.unido.org/country-profile

Readers Guide: stat.unido.org/content/learning-center/cip-readers-guide

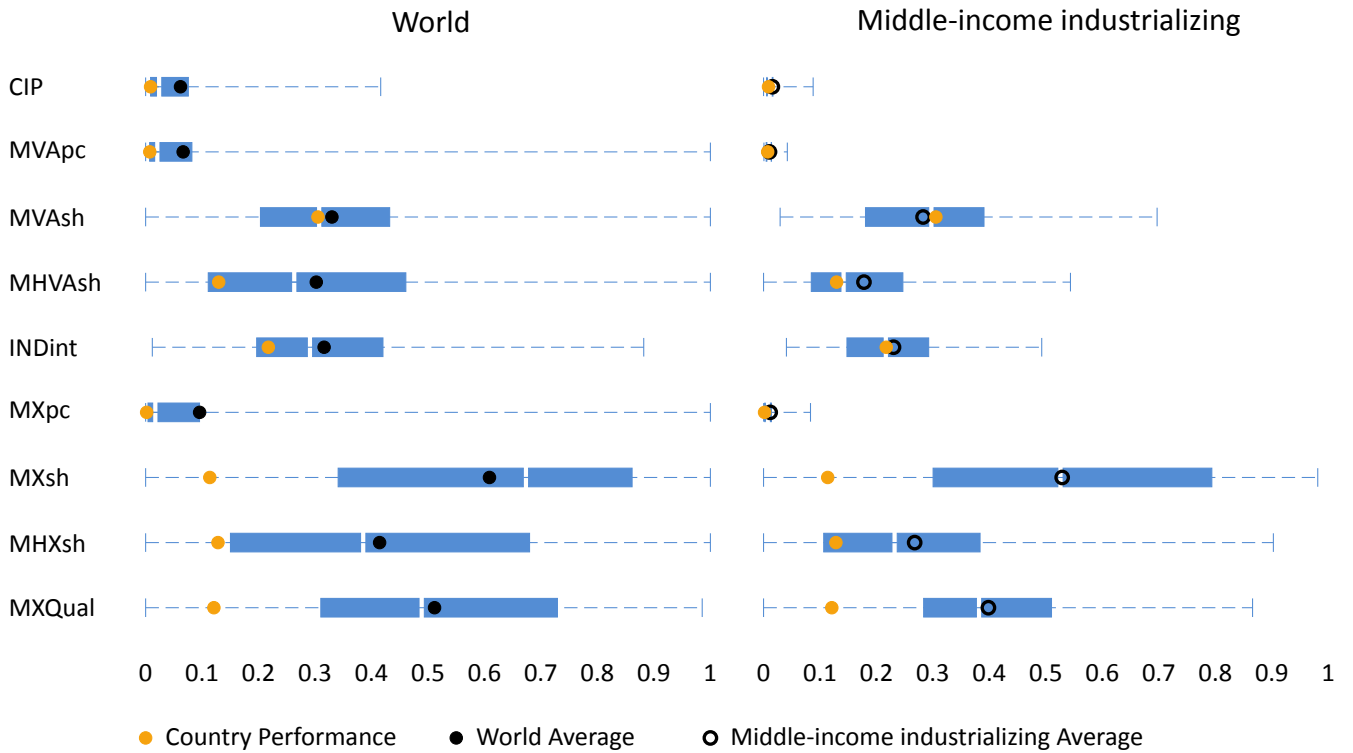


Performance indexes

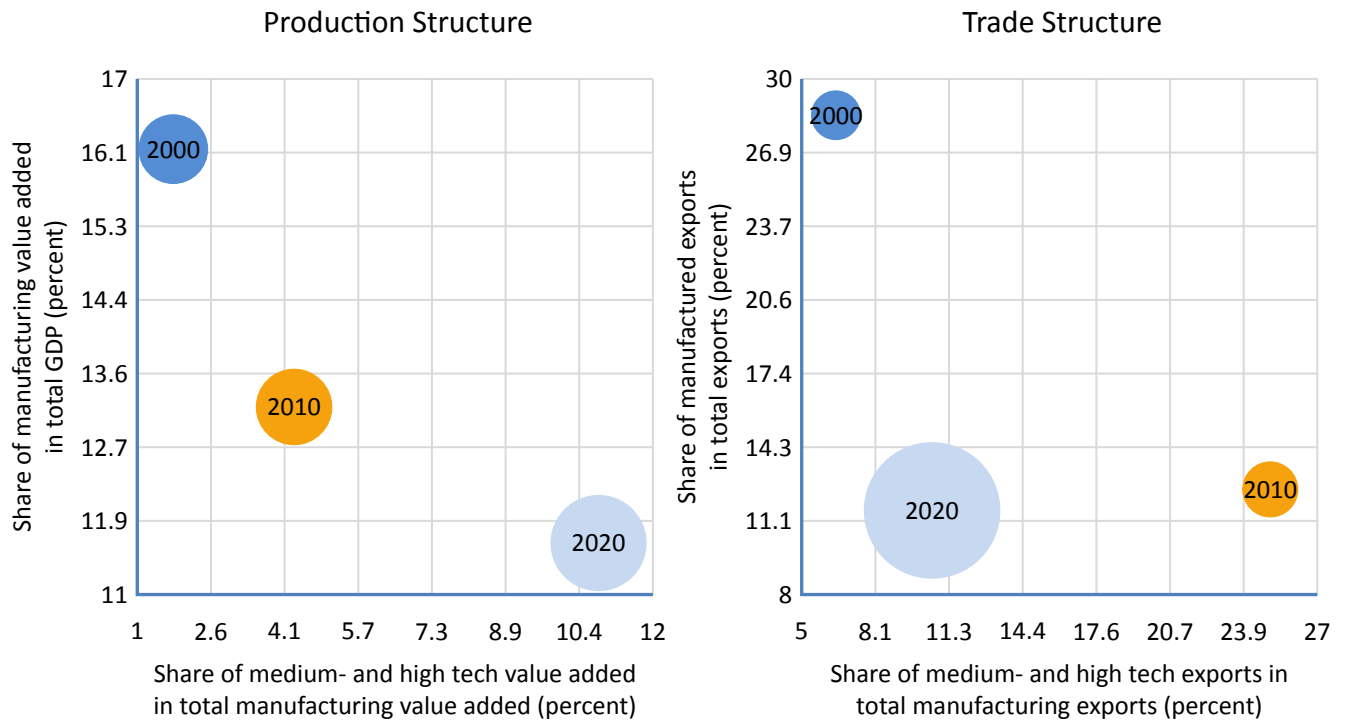
	Rank 2020	Score 2020	World Average	Rank 2019	Trend
Competitive Industrial Performance Index	116	0.009	0.062	114 ↓	1990 2020
Manufacturing Value Added Indexes					
Manufacturing Value Added per Capita Index	115	0.007	0.066	118	
Share of Manufacturing Value Added in GDP Index	81	0.305	0.330	83	
Share of Medium and High-Tech Activities in Total Manufacturing Value Added Index	112	0.129	0.302	112	
Industrialization Intensity Index	106	0.217	0.316	104	
Share of World Manufacturing Value Added Index	73	0.002	0.021	77	
Manufacturing Export Indexes					
Manufacturing Export per Capita Index	131	0.002	0.096	130	
Share of Manufacturing Exports in Total Exports Index	147	0.114	0.609	148	
Share of Medium and High-Tech Activities in Total Manufacturing Export Index	121	0.128	0.414	120	
Index Industrial Export Quality Index	151	0.121	0.512	150	
Share in World Manufacturing Export Index	102	0.001	0.034	102	

- 1st DIMENSION: CAPACITY TO PRODUCE AND EXPORT MANUFACTURES
- 2nd DIMENSION: TECHNOLOGICAL DEEPENING AND UPGRADING
- 3rd DIMENSION: WORLD IMPACT

Comparative competitiveness



Changes to trade and production structure



Bubble size represents manufacturing value added and manufactured exports per capita.