

Competitive Industrial Performance Index 2022

Republic of Korea

Asia
High-income industrial

RANK 5
(index of 154 countries)

Score **0.324**
World average **0.062**

Manufacturing sector summary (2020)

Export data are in current USD, all other values - in constant 2015 US dollars

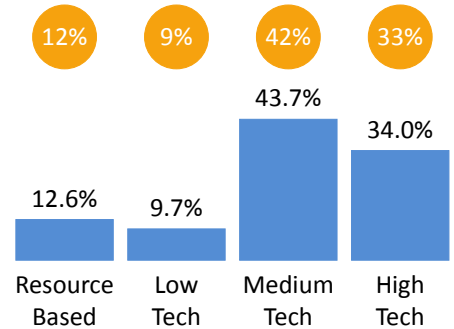
GDP: 1,624 billion | 31,674 per capita

Manufacturing value added: 428.5 billion | 8,357 per capita

Manufacturing exports: 495.5 billion | 9,665 per capita

See full manufacturing profile at stat.unido.org/country-profile

Readers Guide: stat.unido.org/content/learning-center/cip-readers-guide

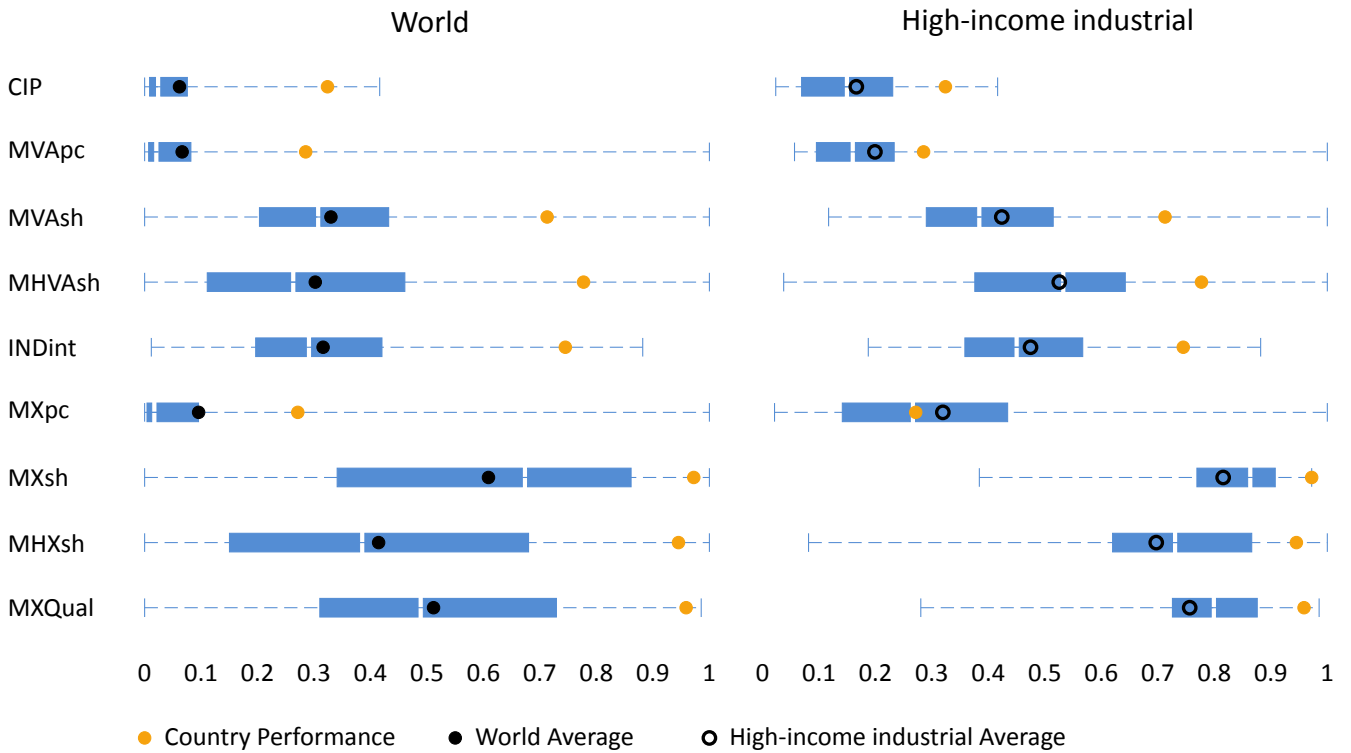


Performance indexes

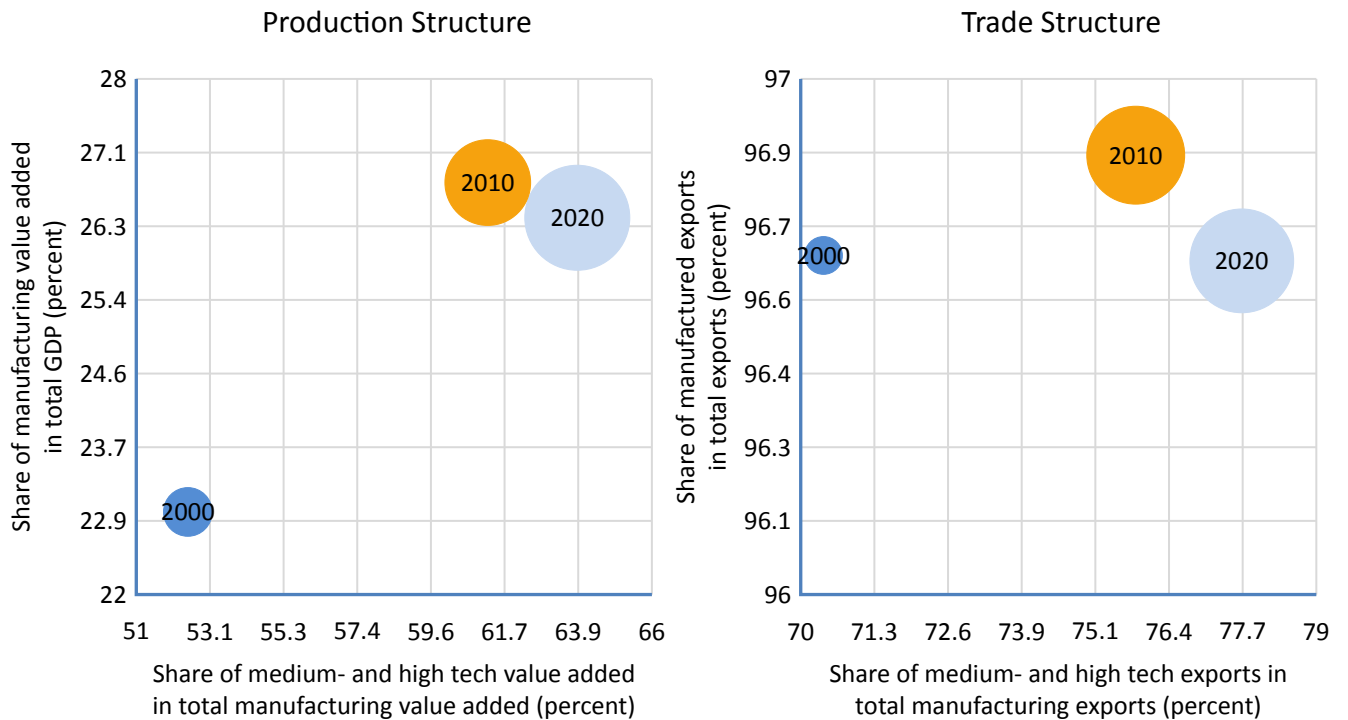
	Rank 2020	Score 2020	World Average	Rank 2019	Trend
Competitive Industrial Performance Index	5	0.324	0.062	5 →	1990 2020
Manufacturing Value Added Indexes					
Manufacturing Value Added per Capita Index	5	0.285	0.066	5	
Share of Manufacturing Value Added in GDP Index	5	0.713	0.330	5	
Share of Medium and High-Tech Activities in Total Manufacturing Value Added Index	4	0.777	0.302	4	
Industrialization Intensity Index	4	0.745	0.316	3	
Share of World Manufacturing Value Added Index	5	0.105	0.021	5	
Manufacturing Export Indexes					
Manufacturing Export per Capita Index	18	0.271	0.096	19	
Share of Manufacturing Exports in Total Exports Index	3	0.972	0.609	3	
Share of Medium and High-Tech Activities in Total Manufacturing Export Index	5	0.945	0.414	7	
Index Industrial Export Quality Index	2	0.959	0.512	4	
Share in World Manufacturing Export Index	5	0.199	0.034	5	

- 1st DIMENSION: CAPACITY TO PRODUCE AND EXPORT MANUFACTURES
- 2nd DIMENSION: TECHNOLOGICAL DEEPENING AND UPGRADING
- 3rd DIMENSION: WORLD IMPACT

Comparative competitiveness



Changes to trade and production structure



Bubble size represents manufacturing value added and manufactured exports per capita.