

Competitive Industrial Performance Index 2021

Madagascar

Africa
Least Developed Countries
Low Income

RANK 133
(index of 152 countries)

Score **0.004**
World average **0.068**

Manufacturing sector summary (2019)

Export data are in current USD, all other values - in constant 2015 US dollars

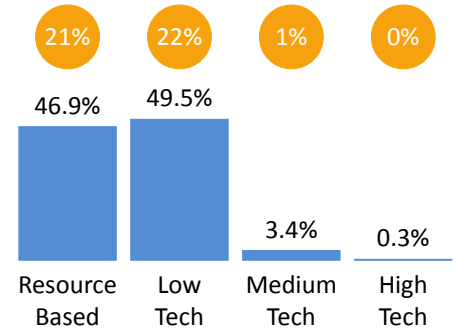
GDP: 13.2 billion | 489 per capita

Manufacturing value added: 1,163 million | 43.1 per capita

Manufacturing exports: 1,172 million | 43.4 per capita

See full manufacturing profile at stat.unido.org/country-profile

Readers Guide: stat.unido.org/content/learning-center/cip-readers-guide

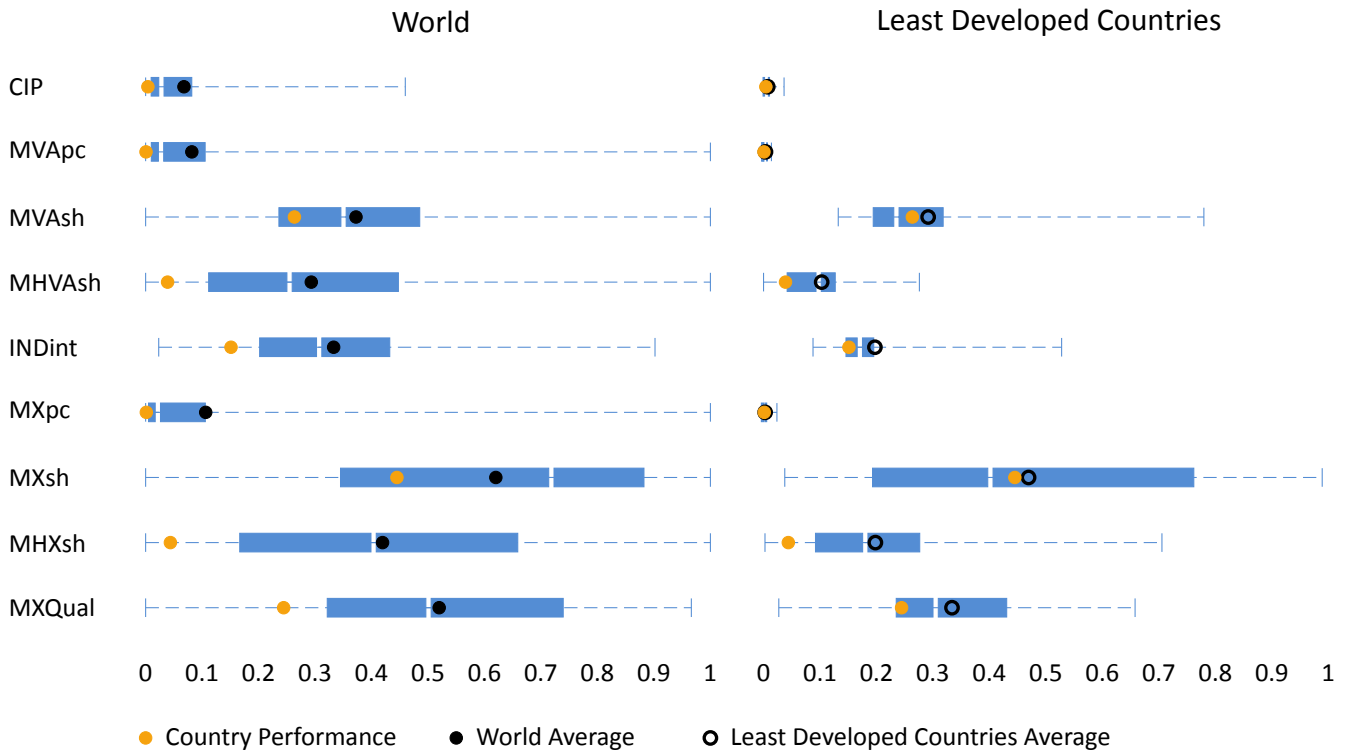


Performance indexes

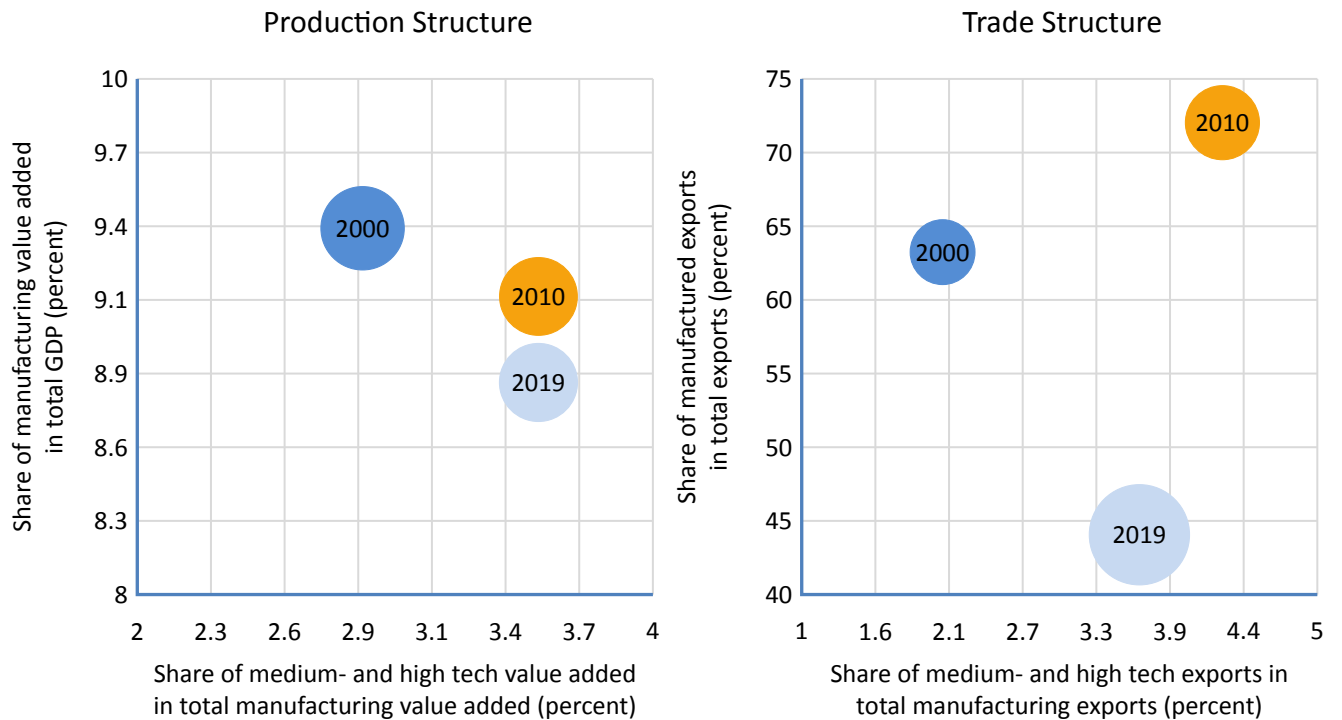
	Rank 2019	Score 2019	World Average	Rank 2018	Trend
Competitive Industrial Performance Index	133	0.004	0.068	134 ↑	1990 2019
Manufacturing Value Added Indexes					
Manufacturing Value Added per Capita Index	144	0.001	0.082	145	
Share of Manufacturing Value Added in GDP Index	105	0.263	0.372	105	
Share of Medium and High-Tech Activities in Total Manufacturing Value Added Index	139	0.039	0.293	139	
Industrialization Intensity Index	131	0.151	0.333	131	
Share of World Manufacturing Value Added Index	123	0.000	0.022	125	
Manufacturing Export Indexes					
Manufacturing Export per Capita Index	134	0.001	0.106	132	
Share of Manufacturing Exports in Total Exports Index	103	0.445	0.620	106	
Share of Medium and High-Tech Activities in Total Manufacturing Export Index	142	0.044	0.419	137	
Index Industrial Export Quality Index	129	0.244	0.520	131	
Share in World Manufacturing Export Index	121	0.000	0.038	118	

- 1st DIMENSION: CAPACITY TO PRODUCE AND EXPORT MANUFACTURES
- 2nd DIMENSION: TECHNOLOGICAL DEEPENING AND UPGRADING
- 3rd DIMENSION: WORLD IMPACT

Comparative competitiveness



Changes to trade and production structure



Bubble size represents manufacturing value added and manufactured exports per capita.