

Competitive Industrial Performance Index 2023

Mexico

Latin America and the Caribbean
Middle-income industrial economies

RANK 22
(index of 153 countries)

Score **0.146**
World average **0.061**

Manufacturing sector summary (2021)

Export data are in current USD, all other values - in constant 2015 US dollars

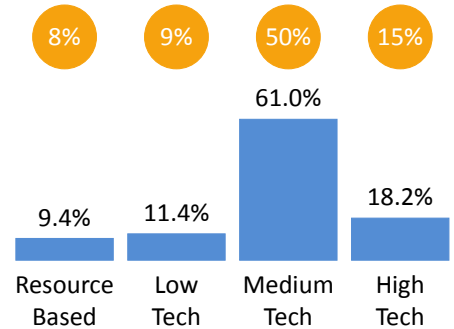
GDP: 1,210 billion | 9,528 per capita

Manufacturing value added: 211.0 billion | 1,661 per capita

Manufacturing exports: 401.9 billion | 3,172 per capita

See full manufacturing profile at stat.unido.org/country-profile

Readers Guide: stat.unido.org/content/learning-center/cip-readers-guide

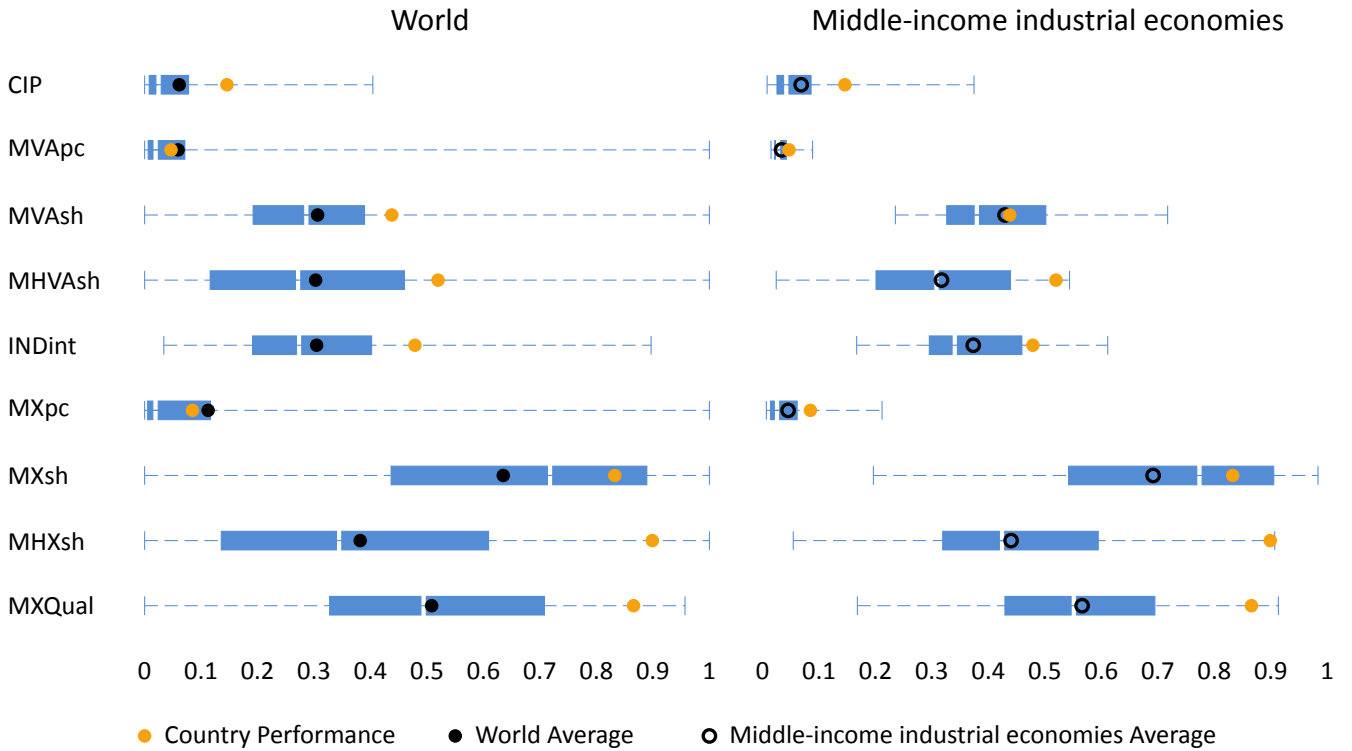


Performance indexes

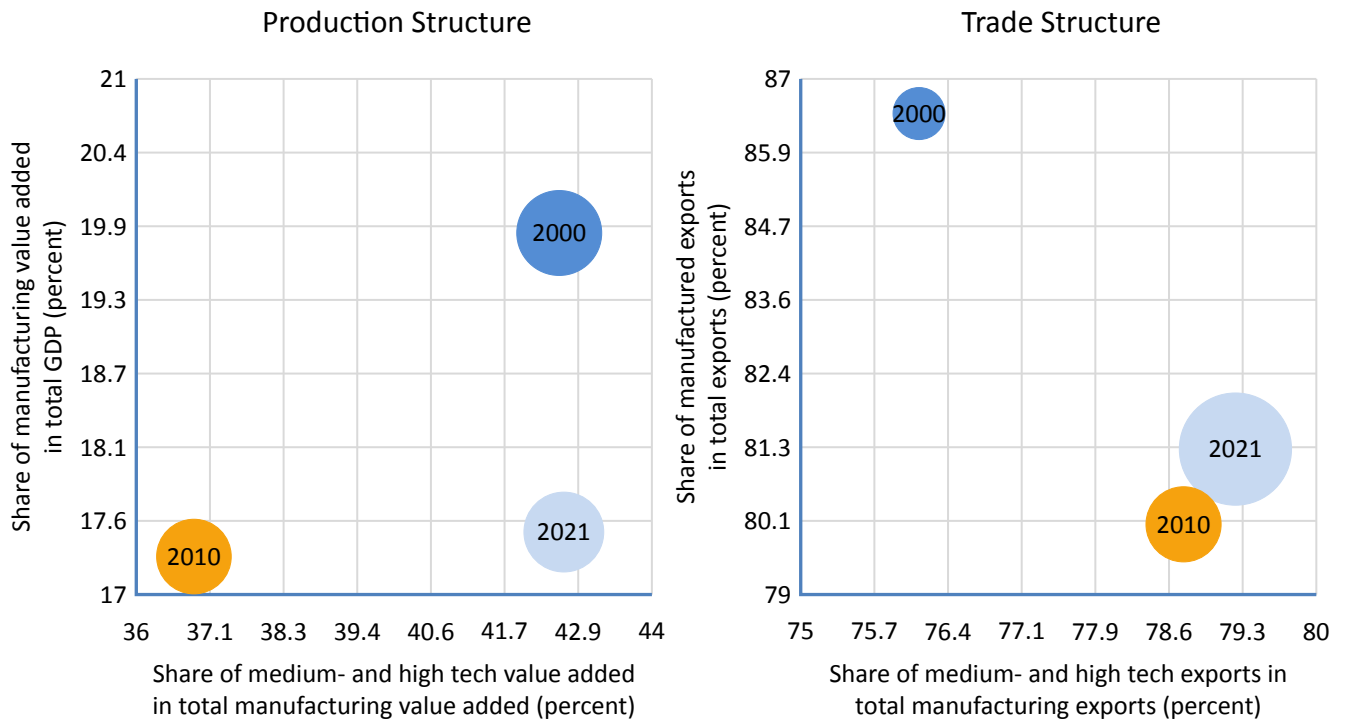
	Rank 2021	Score 2021	World Average	Rank 2020	Trend
Competitive Industrial Performance Index	22	0.146	0.061	20 ↓	1990 2021
Manufacturing Value Added Indexes					
Manufacturing Value Added per Capita Index	50	0.047	0.059	52	
Share of Manufacturing Value Added in GDP Index	31	0.438	0.306	32	
Share of Medium and High-Tech Activities in Total Manufacturing Value Added Index	27	0.520	0.303	18	
Industrialization Intensity Index	21	0.479	0.305	20	
Share of World Manufacturing Value Added Index	12	0.047	0.021	12	
Manufacturing Export Indexes					
Manufacturing Export per Capita Index	49	0.085	0.112	44	
Share of Manufacturing Exports in Total Exports Index	55	0.833	0.635	44	
Share of Medium and High-Tech Activities in Total Manufacturing Export Index	5	0.899	0.382	4	
Index Industrial Export Quality Index	11	0.866	0.508	9	
Share in World Manufacturing Export Index	10	0.125	0.033	9	

- 1st DIMENSION: CAPACITY TO PRODUCE AND EXPORT MANUFACTURES
- 2nd DIMENSION: TECHNOLOGICAL DEEPENING AND UPGRADING
- 3rd DIMENSION: WORLD IMPACT

Comparative competitiveness



Changes to trade and production structure



Bubble size represents manufacturing value added and manufactured exports per capita.