

## Competitive Industrial Performance Index 2022

# Montenegro

Europe  
Middle-income industrializing

**RANK 128**  
(index of 154 countries)

Score **0.006**  
World average **0.062**

### Manufacturing sector summary (2020)

Export data are in current USD, all other values - in constant 2015 US dollars

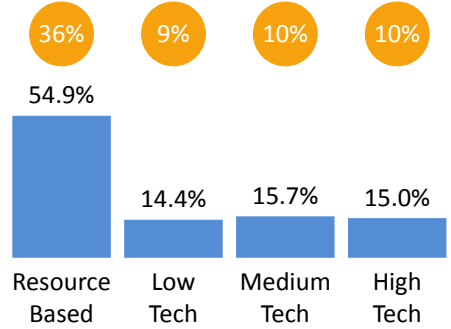
**GDP:** 4,051 million | 6,451 per capita

**Manufacturing value added:** 194.8 million | 310 per capita

**Manufacturing exports:** 266.0 million | 424 per capita

See full manufacturing profile at [stat.unido.org/country-profile](https://stat.unido.org/country-profile)

Readers Guide: [stat.unido.org/content/learning-center/cip-readers-guide](https://stat.unido.org/content/learning-center/cip-readers-guide)

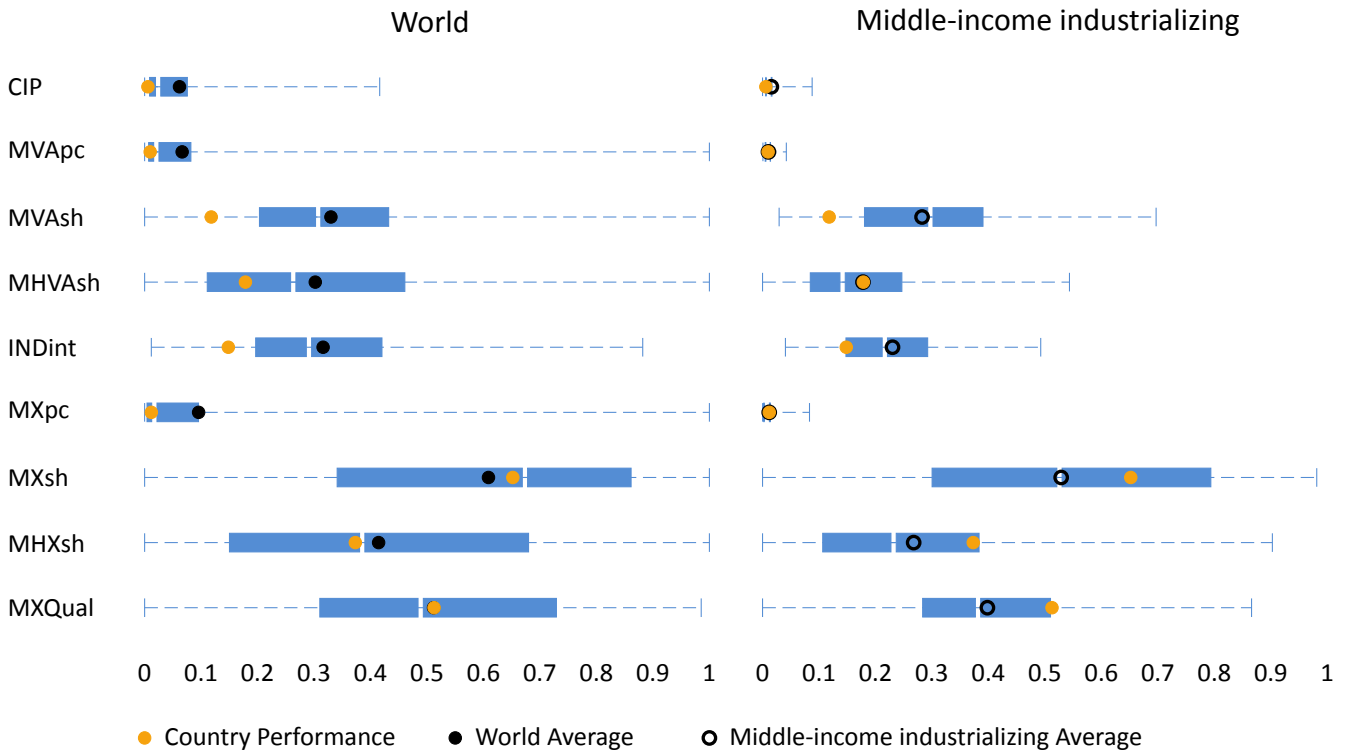


### Performance indexes

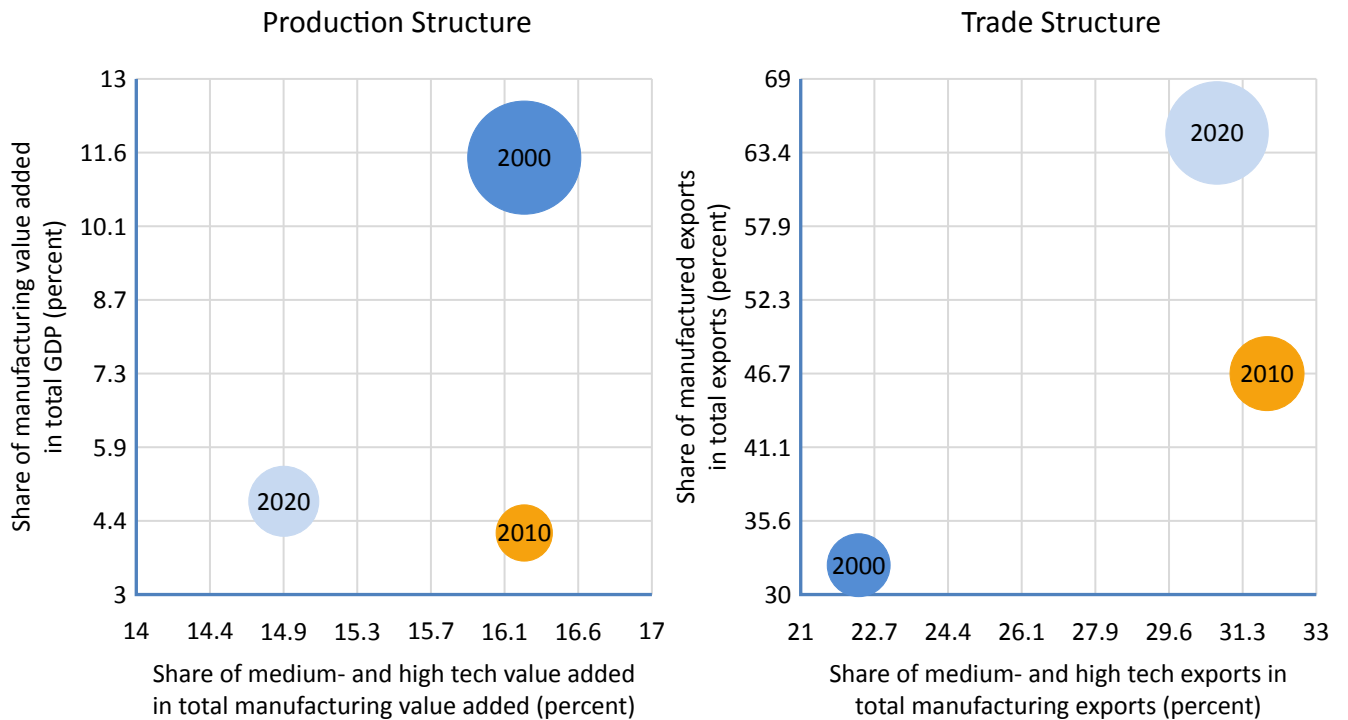
	Rank 2020	Score 2020	World Average	Rank 2019	Trend
<b>Competitive Industrial Performance Index</b>	128	0.006	0.062	129 ↑	1990 2020
Manufacturing Value Added Indexes					
Manufacturing Value Added per Capita Index	104	0.010	0.066	109	
Share of Manufacturing Value Added in GDP Index	143	0.118	0.330	145	
Share of Medium and High-Tech Activities in Total Manufacturing Value Added Index	99	0.178	0.302	99	
Industrialization Intensity Index	130	0.148	0.316	136	
Share of World Manufacturing Value Added Index	144	0.000	0.021	145	
Manufacturing Export Indexes					
Manufacturing Export per Capita Index	90	0.012	0.096	86	
Share of Manufacturing Exports in Total Exports Index	80	0.652	0.609	79	
Share of Medium and High-Tech Activities in Total Manufacturing Export Index	79	0.373	0.414	87	
Index Industrial Export Quality Index	73	0.513	0.512	76	
Share in World Manufacturing Export Index	135	0.000	0.034	134	

- 1<sup>st</sup> DIMENSION: CAPACITY TO PRODUCE AND EXPORT MANUFACTURES
- 2<sup>nd</sup> DIMENSION: TECHNOLOGICAL DEEPENING AND UPGRADING
- 3<sup>rd</sup> DIMENSION: WORLD IMPACT

## Comparative competitiveness



## Changes to trade and production structure



Bubble size represents manufacturing value added and manufactured exports per capita.