

Competitive Industrial Performance Index 2022

Mozambique

Africa
Low-income

RANK 139
(index of 154 countries)

Score **0.003**
World average **0.062**

Manufacturing sector summary (2020)

Export data are in current USD, all other values - in constant 2015 US dollars

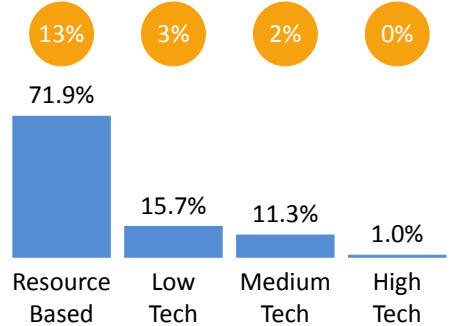
GDP: 18.0 billion | 575 per capita

Manufacturing value added: 1,412 million | 45.2 per capita

Manufacturing exports: 615.4 million | 20.0 per capita

See full manufacturing profile at stat.unido.org/country-profile

Readers Guide: stat.unido.org/content/learning-center/cip-readers-guide

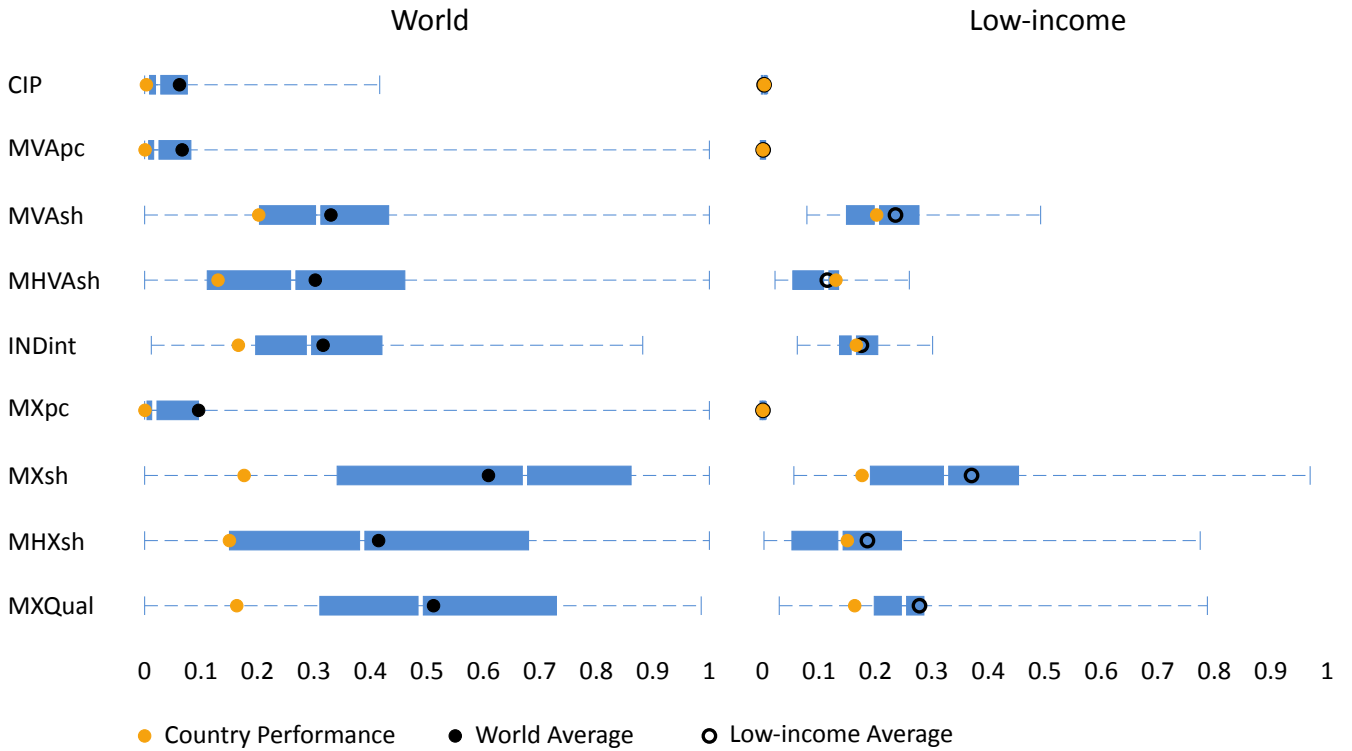


Performance indexes

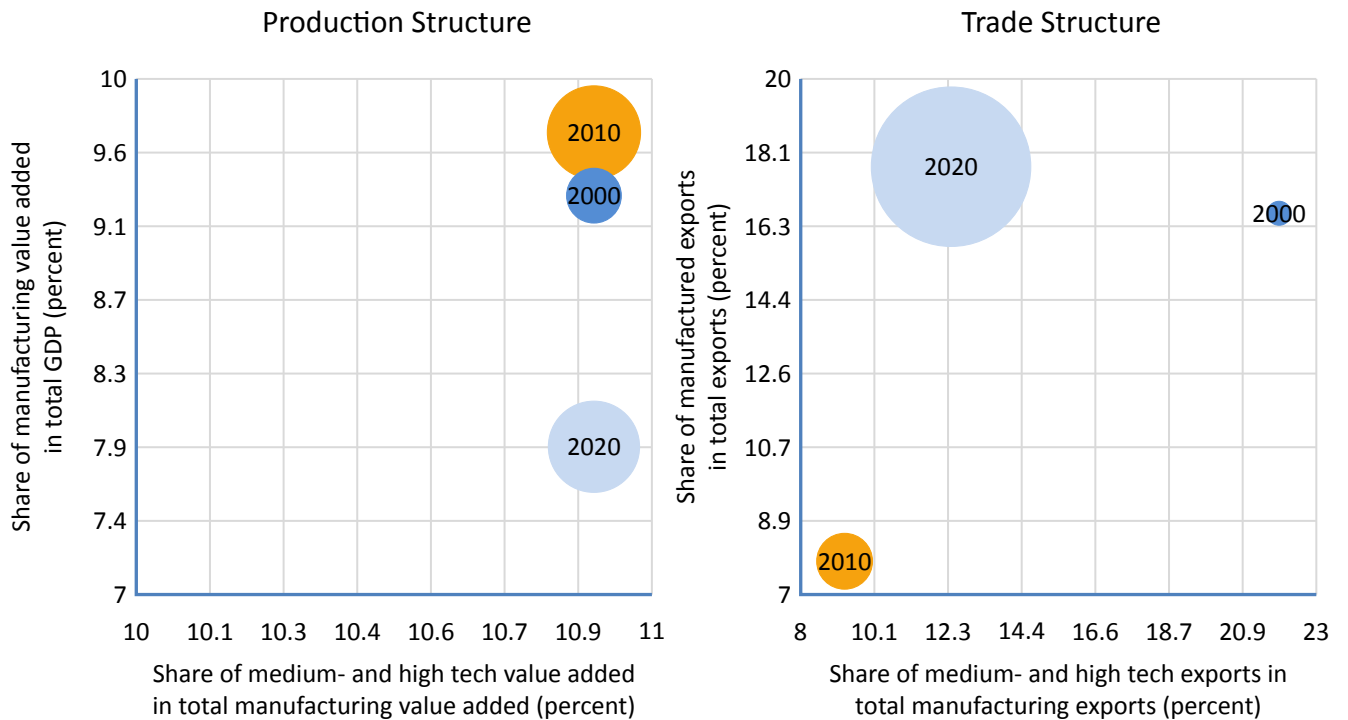
	Rank 2020	Score 2020	World Average	Rank 2019	Trend
Competitive Industrial Performance Index	139	0.003	0.062	138 ↓	1990 2020
Manufacturing Value Added Indexes					
Manufacturing Value Added per Capita Index	146	0.001	0.066	146	
Share of Manufacturing Value Added in GDP Index	117	0.202	0.330	115	
Share of Medium and High-Tech Activities in Total Manufacturing Value Added Index	111	0.130	0.302	111	
Industrialization Intensity Index	125	0.166	0.316	123	
Share of World Manufacturing Value Added Index	116	0.000	0.021	118	
Manufacturing Export Indexes					
Manufacturing Export per Capita Index	141	0.001	0.096	137	
Share of Manufacturing Exports in Total Exports Index	142	0.176	0.609	134	
Share of Medium and High-Tech Activities in Total Manufacturing Export Index	116	0.150	0.414	126	
Index Industrial Export Quality Index	145	0.163	0.512	144	
Share in World Manufacturing Export Index	128	0.000	0.034	123	

- 1st DIMENSION: CAPACITY TO PRODUCE AND EXPORT MANUFACTURES
- 2nd DIMENSION: TECHNOLOGICAL DEEPENING AND UPGRADING
- 3rd DIMENSION: WORLD IMPACT

Comparative competitiveness



Changes to trade and production structure



Bubble size represents manufacturing value added and manufactured exports per capita.