

Competitive Industrial Performance Index 2020

Malawi

Africa
Least Developed Countries
Low Income

RANK 143

(index of 152 countries)

Score **0.002**
World average **0.067**

Manufacturing sector summary (2018)

Export data are in current USD, all other values - in constant 2015 US dollars

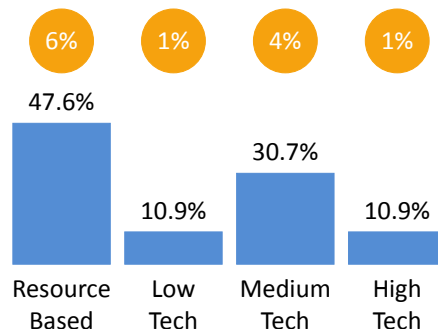
GDP: 7,159 million | 395 per capita

Manufacturing value added: 655.3 million | 36.1 per capita

Manufacturing exports: 118.8 million | 7.0 per capita

See full manufacturing profile at stat.unido.org/country-profile

Readers Guide: stat.unido.org/content/learning-center/cip-readers-guide

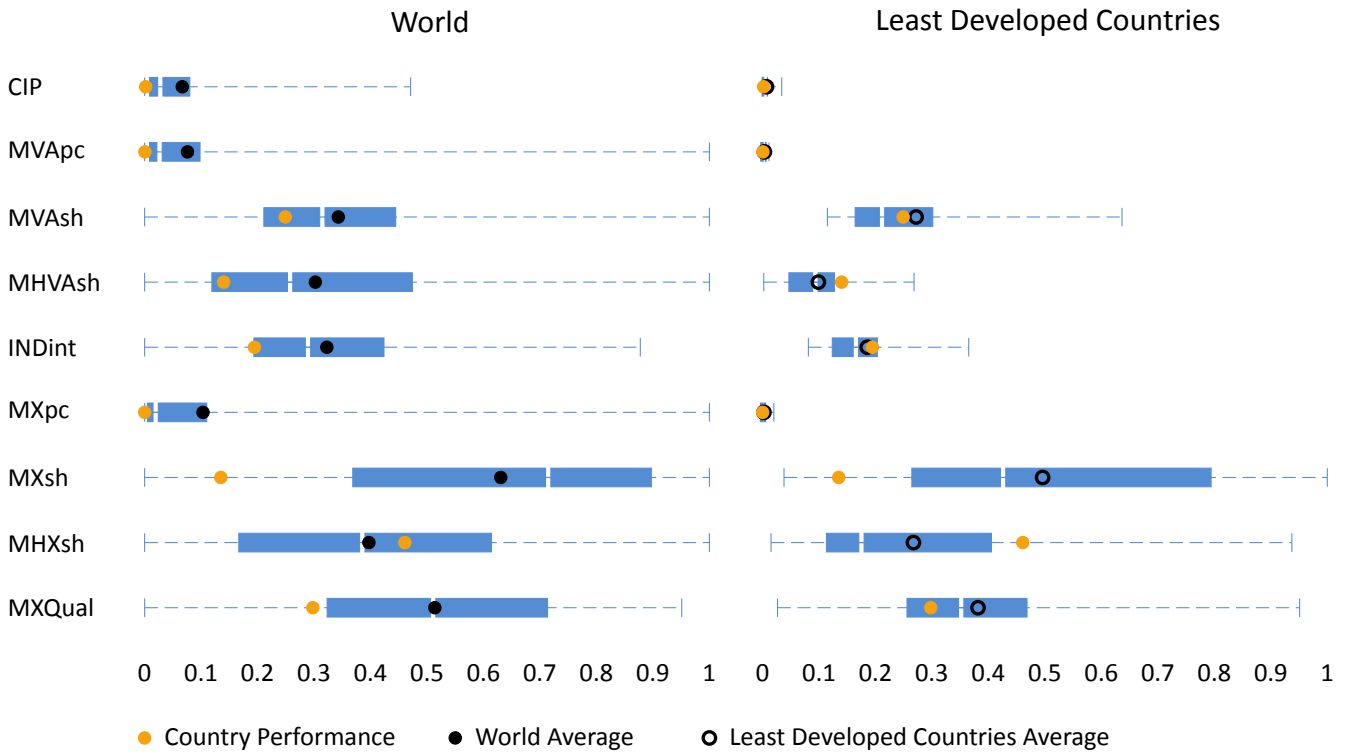


Performance indexes

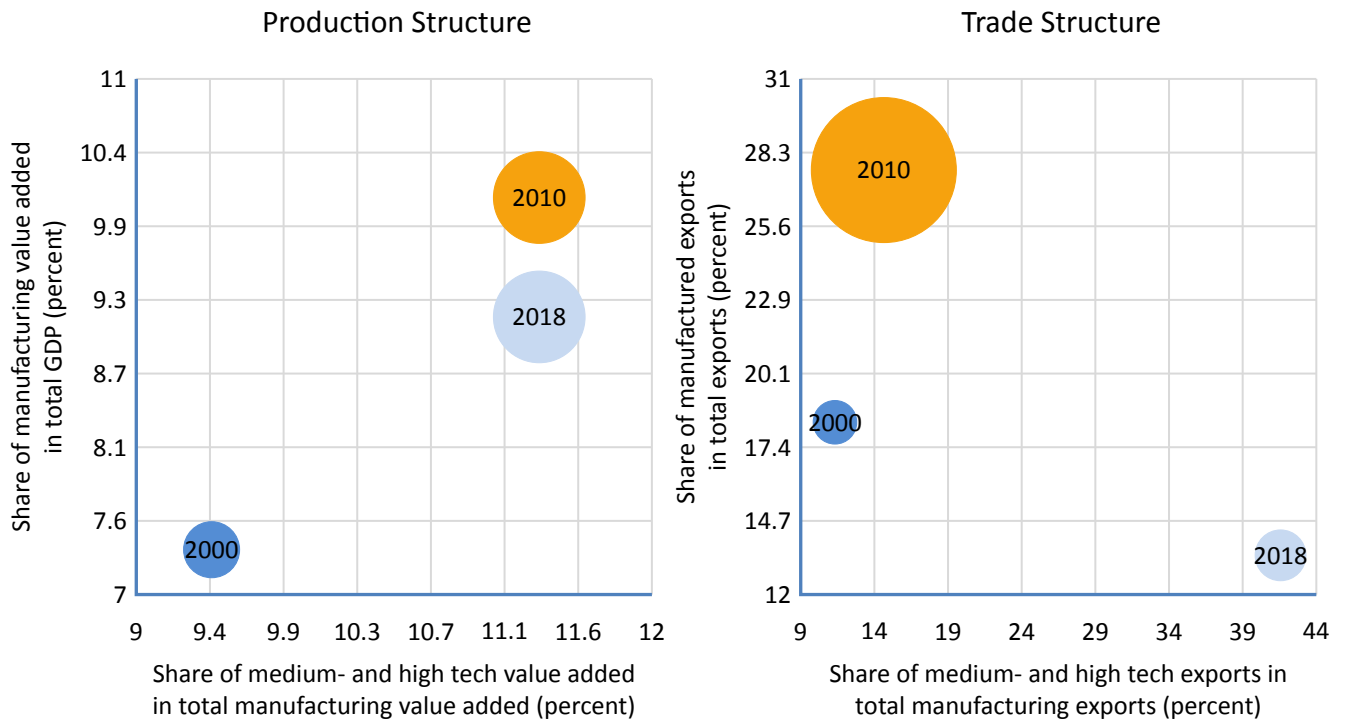
	Rank 2018	Score 2018	World Average	Rank 2017	Trend
Competitive Industrial Performance Index	143	0.002	0.067	143 →	1990 2018
Manufacturing Value Added Indexes					
Manufacturing Value Added per Capita Index	148	0.001	0.076	148	
Share of Manufacturing Value Added in GDP Index	102	0.249	0.343	103	
Share of Medium and High-Tech Activities in Total Manufacturing Value Added Index	106	0.140	0.302	106	
Industrialization Intensity Index	113	0.194	0.323	112	
Share of World Manufacturing Value Added Index	133	0.000	0.023	133	
Manufacturing Export Indexes					
Manufacturing Export per Capita Index	144	0.000	0.103	144	
Share of Manufacturing Exports in Total Exports Index	144	0.135	0.631	142	
Share of Medium and High-Tech Activities in Total Manufacturing Export Index	65	0.461	0.397	61	
Index Industrial Export Quality Index	125	0.298	0.514	124	
Share in World Manufacturing Export Index	141	0.000	0.039	142	

- 1st DIMENSION: CAPACITY TO PRODUCE AND EXPORT MANUFACTURES
- 2nd DIMENSION: TECHNOLOGICAL DEEPENING AND UPGRADING
- 3rd DIMENSION: WORLD IMPACT

Comparative competitiveness



Changes to trade and production structure



Bubble size represents manufacturing value added and manufactured exports per capita.