

Competitive Industrial Performance Index 2020

Nigeria

Africa
Other Developing Economies
Lower Middle Income

RANK 99

(index of 152 countries)

Score **0.014**
World average **0.067**

Manufacturing sector summary (2018)

Export data are in current USD, all other values - in constant 2015 US dollars

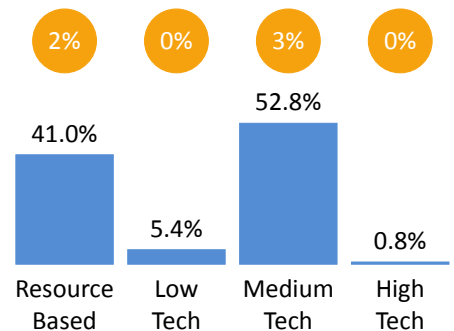
GDP: 500.0 billion | 2,553 per capita

Manufacturing value added: 45.6 billion | 233 per capita

Manufacturing exports: 3,505 million | 18.0 per capita

See full manufacturing profile at stat.unido.org/country-profile

Readers Guide: stat.unido.org/content/learning-center/cip-readers-guide

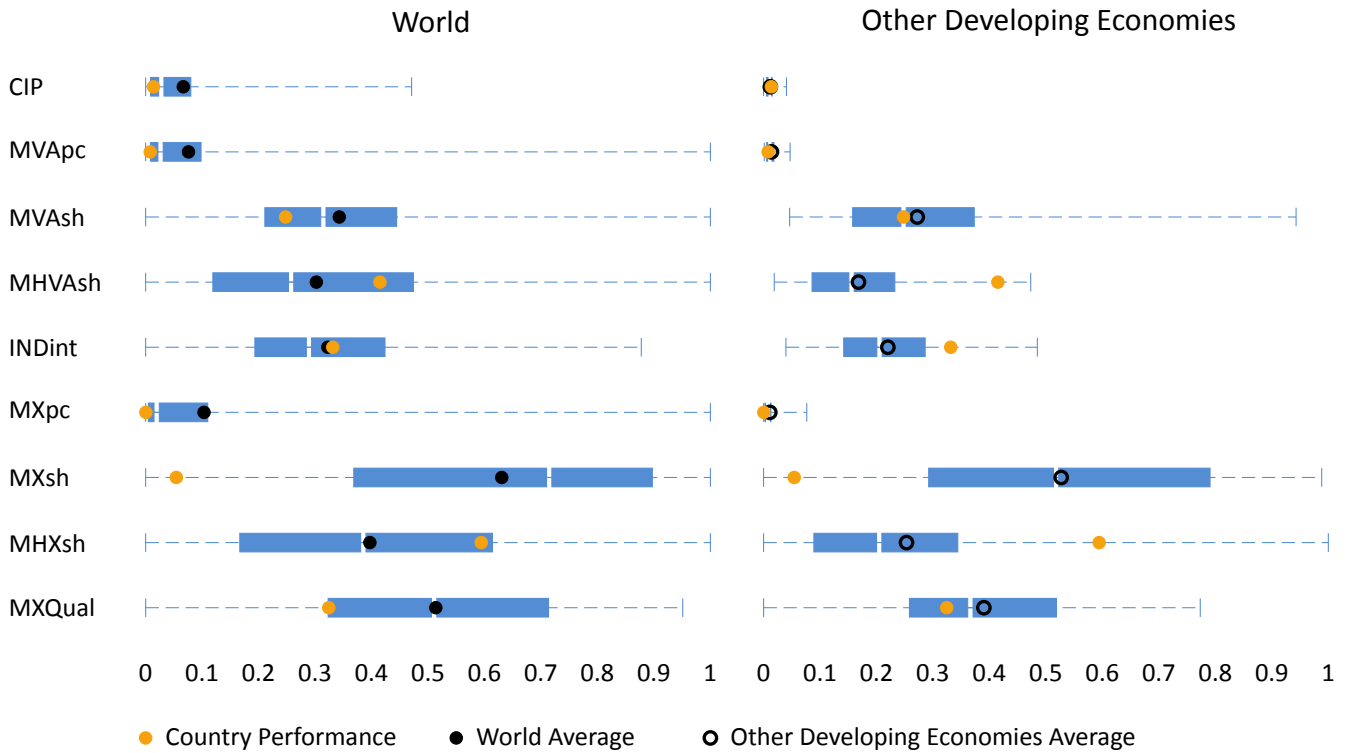


Performance indexes

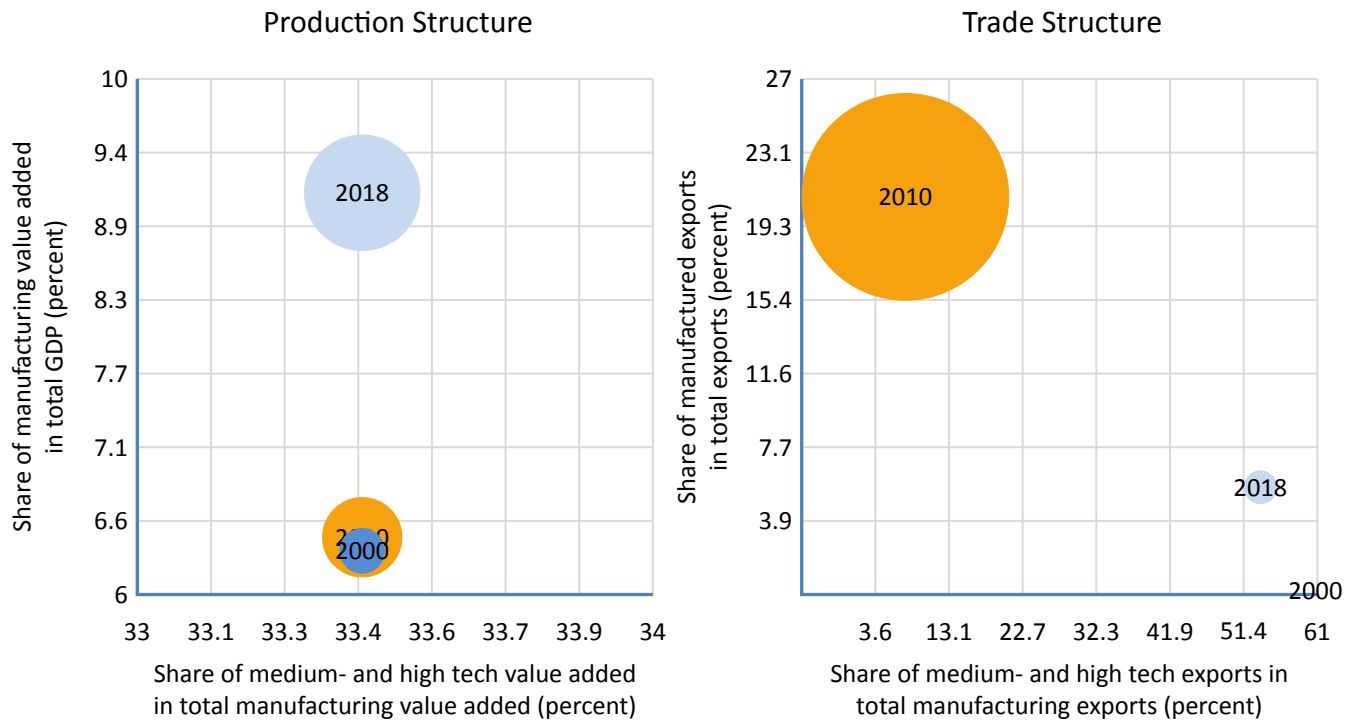
	Rank 2018	Score 2018	World Average	Rank 2017	Trend
Competitive Industrial Performance Index	99	0.014	0.067	107 ↑	1990 2018
Manufacturing Value Added Indexes					
Manufacturing Value Added per Capita Index	116	0.008	0.076	115	
Share of Manufacturing Value Added in GDP Index	103	0.248	0.343	104	
Share of Medium and High-Tech Activities in Total Manufacturing Value Added Index	49	0.415	0.302	50	
Industrialization Intensity Index	67	0.331	0.323	67	
Share of World Manufacturing Value Added Index	35	0.012	0.023	36	
Manufacturing Export Indexes					
Manufacturing Export per Capita Index	140	0.000	0.103	143	
Share of Manufacturing Exports in Total Exports Index	149	0.054	0.631	148	
Share of Medium and High-Tech Activities in Total Manufacturing Export Index	43	0.594	0.397	94	
Index Industrial Export Quality Index	113	0.324	0.514	143	
Share in World Manufacturing Export Index	88	0.001	0.039	97	

- 1st DIMENSION: CAPACITY TO PRODUCE AND EXPORT MANUFACTURES
- 2nd DIMENSION: TECHNOLOGICAL DEEPENING AND UPGRADING
- 3rd DIMENSION: WORLD IMPACT

Comparative competitiveness



Changes to trade and production structure



Bubble size represents manufacturing value added and manufactured exports per capita.