

Competitive Industrial Performance Index 2022

Thailand

Asia
Middle-income industrial

RANK 25
(index of 154 countries)

Score **0.128**
World average **0.062**

Manufacturing sector summary (2020)

Export data are in current USD, all other values - in constant 2015 US dollars

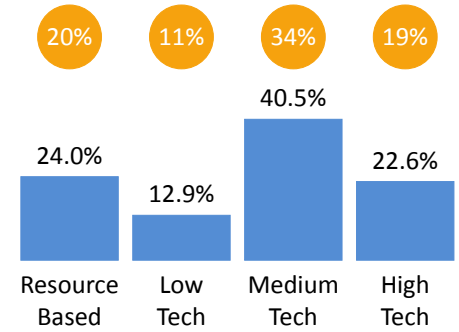
GDP: 432.7 billion | 6,199 per capita

Manufacturing value added: 112.0 billion | 1,605 per capita

Manufacturing exports: 195.2 billion | 2,797 per capita

See full manufacturing profile at stat.unido.org/country-profile

Readers Guide: stat.unido.org/content/learning-center/cip-readers-guide

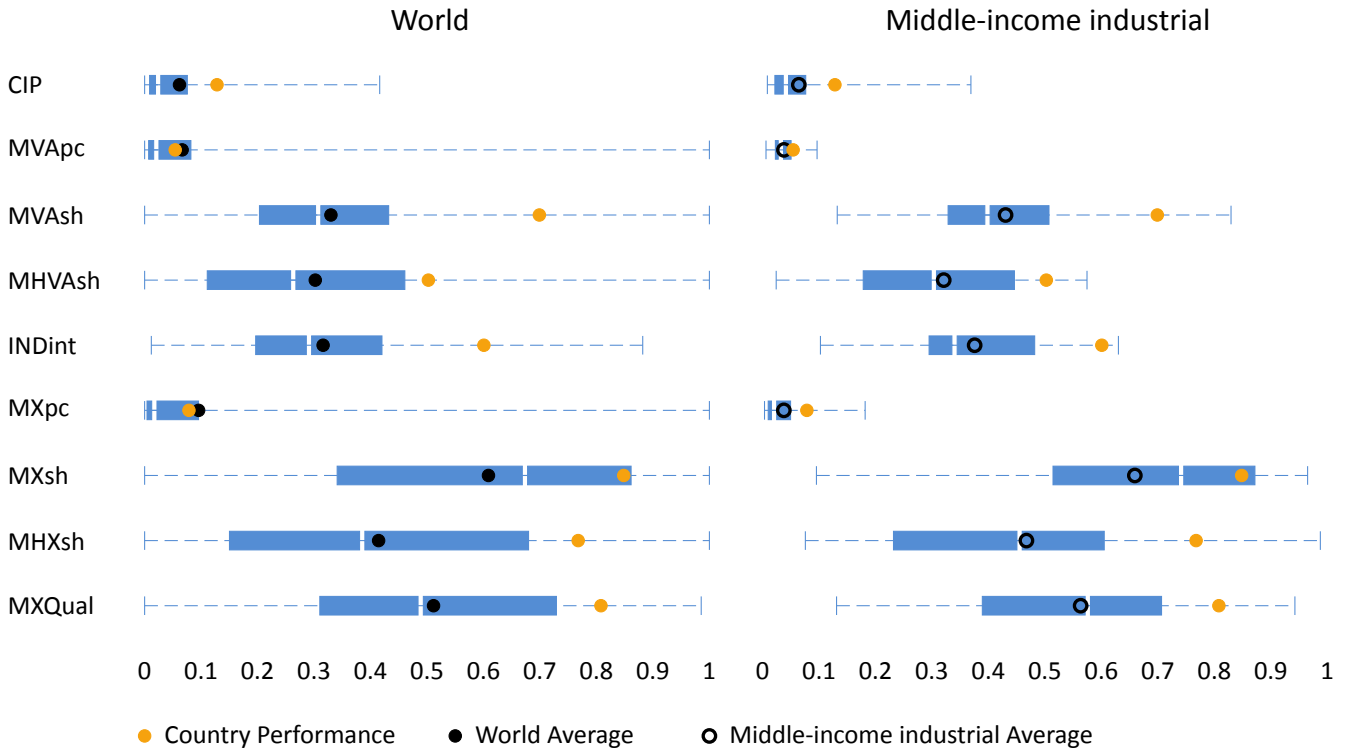


Performance indexes

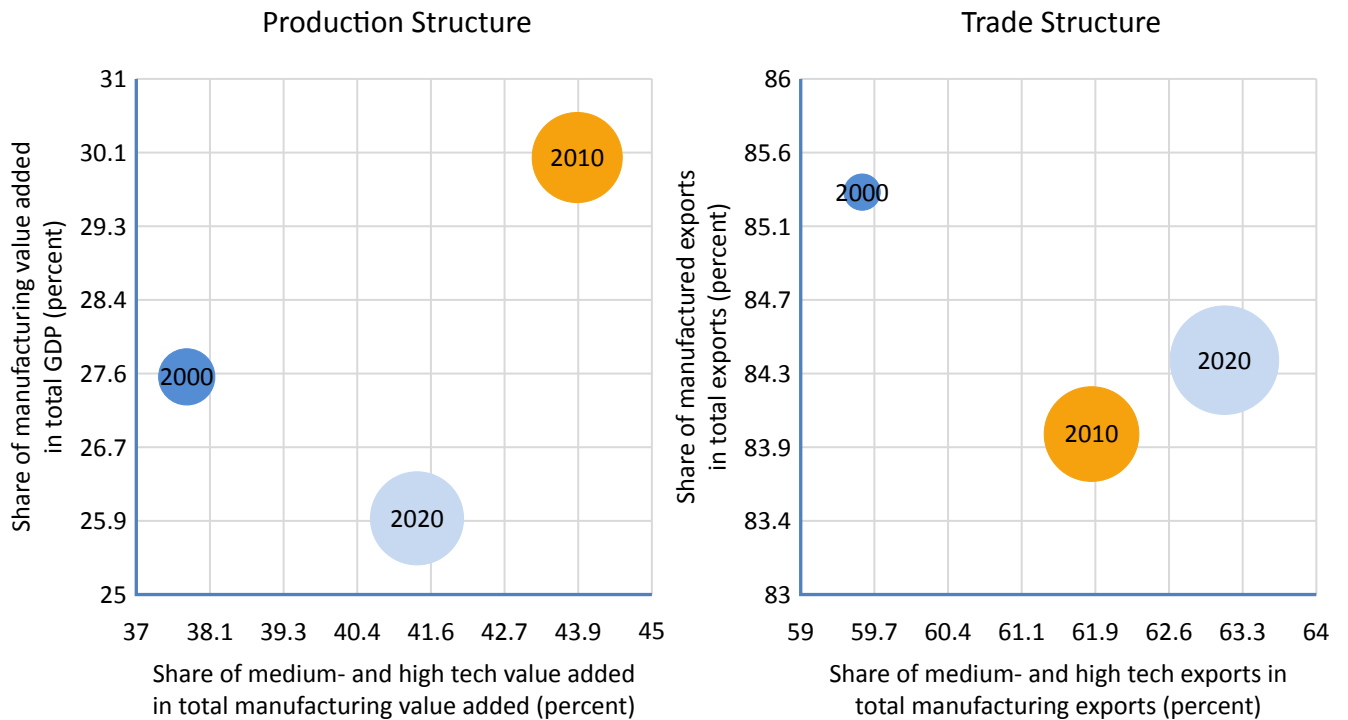
	Rank 2020	Score 2020	World Average	Rank 2019	Trend
Competitive Industrial Performance Index	25	0.128	0.062	25 →	1990 2020
Manufacturing Value Added Indexes					
Manufacturing Value Added per Capita Index	52	0.054	0.066	50	
Share of Manufacturing Value Added in GDP Index	6	0.699	0.330	6	
Share of Medium and High-Tech Activities in Total Manufacturing Value Added Index	31	0.502	0.302	28	
Industrialization Intensity Index	10	0.601	0.316	10	
Share of World Manufacturing Value Added Index	20	0.027	0.021	19	
Manufacturing Export Indexes					
Manufacturing Export per Capita Index	44	0.078	0.096	47	
Share of Manufacturing Exports in Total Exports Index	45	0.848	0.609	39	
Share of Medium and High-Tech Activities in Total Manufacturing Export Index	25	0.768	0.414	23	
Index Industrial Export Quality Index	23	0.808	0.512	23	
Share in World Manufacturing Export Index	20	0.079	0.034	20	

- 1st DIMENSION: CAPACITY TO PRODUCE AND EXPORT MANUFACTURES
- 2nd DIMENSION: TECHNOLOGICAL DEEPENING AND UPGRADING
- 3rd DIMENSION: WORLD IMPACT

Comparative competitiveness



Changes to trade and production structure



Bubble size represents manufacturing value added and manufactured exports per capita.