

Competitive Industrial Performance Index 2023

Uganda

Africa
Low-income economies

RANK 123

(index of 153 countries)

Score **0.007**
World average **0.061**

Manufacturing sector summary (2021)

Export data are in current USD, all other values - in constant 2015 US dollars

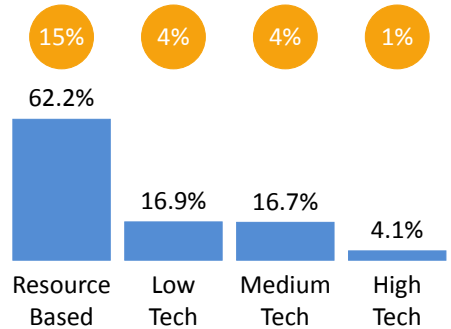
GDP: 37.9 billion | 826 per capita

Manufacturing value added: 6,310 million | 138 per capita

Manufacturing exports: 1,025 million | 23.0 per capita

See full manufacturing profile at stat.unido.org/country-profile

Readers Guide: stat.unido.org/content/learning-center/cip-readers-guide

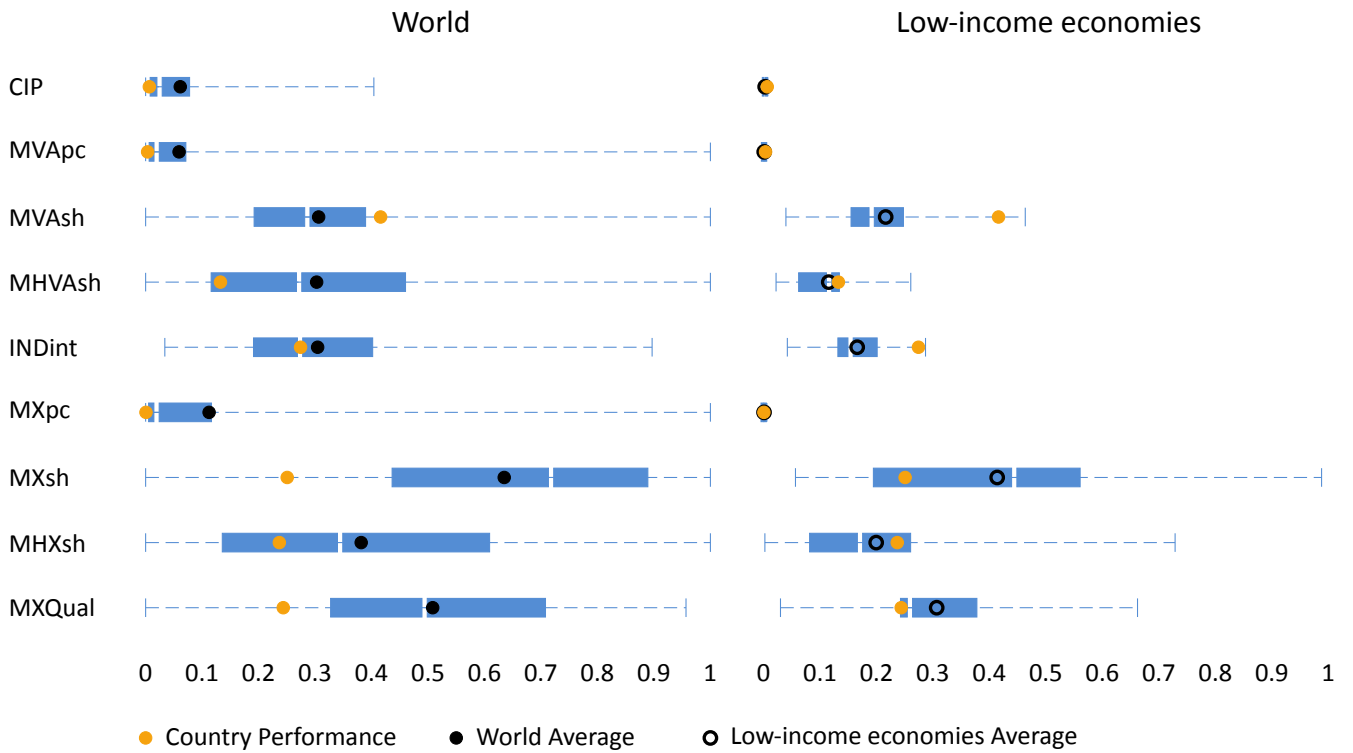


Performance indexes

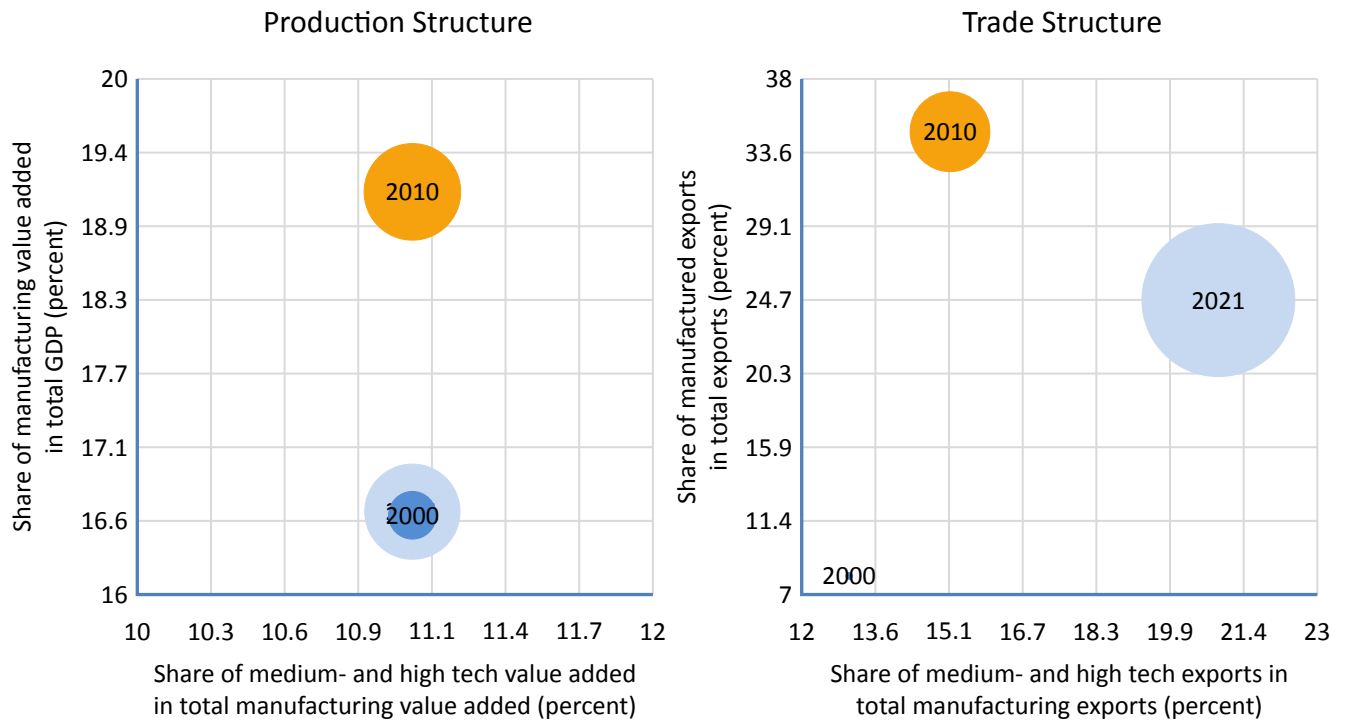
	Rank 2021	Score 2021	World Average	Rank 2020	Trend
Competitive Industrial Performance Index	123	0.007	0.061	123 →	1990 2021
Manufacturing Value Added Indexes					
Manufacturing Value Added per Capita Index	131	0.004	0.059	133	
Share of Manufacturing Value Added in GDP Index	34	0.416	0.306	35	
Share of Medium and High-Tech Activities in Total Manufacturing Value Added Index	110	0.133	0.303	111	
Industrialization Intensity Index	76	0.274	0.305	76	
Share of World Manufacturing Value Added Index	81	0.001	0.021	80	
Manufacturing Export Indexes					
Manufacturing Export per Capita Index	139	0.001	0.112	137	
Share of Manufacturing Exports in Total Exports Index	131	0.251	0.635	128	
Share of Medium and High-Tech Activities in Total Manufacturing Export Index	96	0.237	0.382	97	
Index Industrial Export Quality Index	133	0.244	0.508	131	
Share in World Manufacturing Export Index	118	0.000	0.033	119	

- 1st DIMENSION: CAPACITY TO PRODUCE AND EXPORT MANUFACTURES
- 2nd DIMENSION: TECHNOLOGICAL DEEPENING AND UPGRADING
- 3rd DIMENSION: WORLD IMPACT

Comparative competitiveness



Changes to trade and production structure



Bubble size represents manufacturing value added and manufactured exports per capita.