



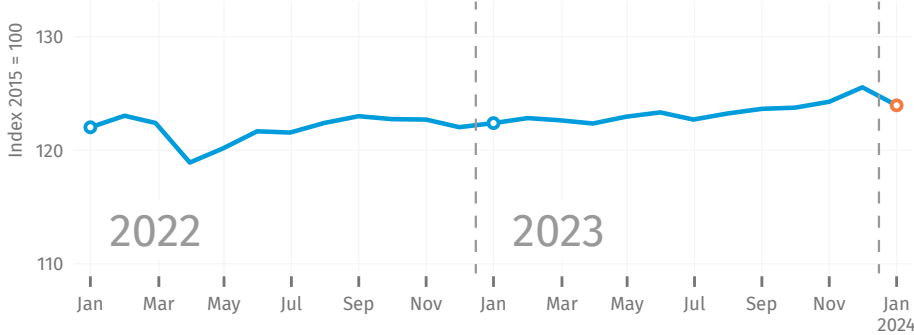
World Manufacturing Production

January 2024



Global manufacturing

Global index of manufacturing production



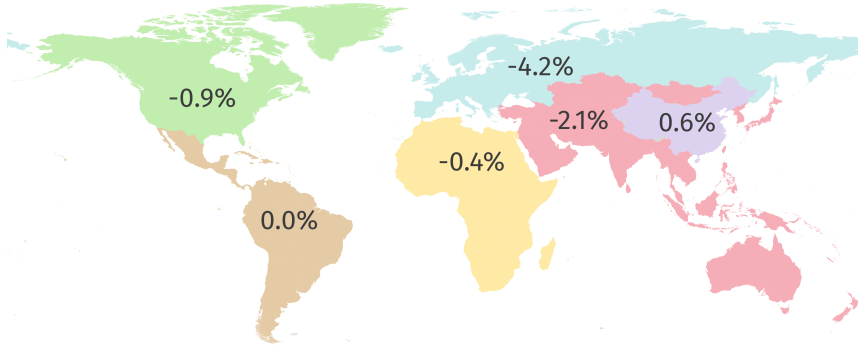
-1.3%

month-over-month growth rate of global production, a sharp reversal after several months of moderate increases.



Regional performance

Month-over-month growth rate of manufacturing production by region

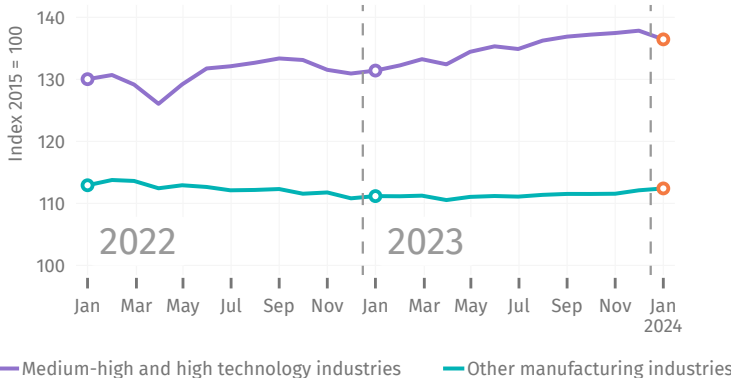


Significant decreases were recorded in **Europe** and **Asia and Oceania**, with Germany, Italy and Japan suffering the highest output reductions in monthly comparison.

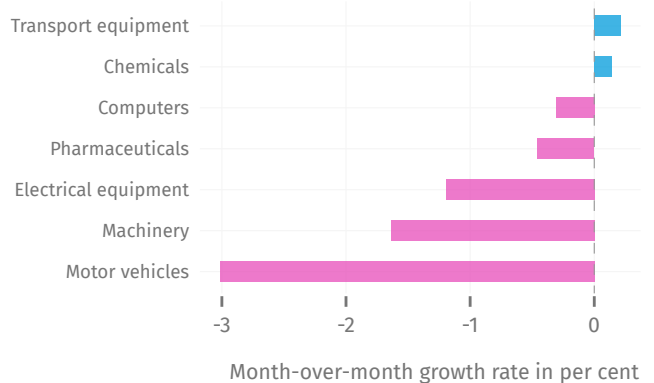


Sectoral trends

Global index of manufacturing production by technology level



Global performance of higher-tech industries



The overall reversal in global production was driven by higher-tech industries, while lower-tech industries slightly improved:

Medium-high and high tech: -1.0%
Other manufacturing industries: 0.3%

Most higher-tech industries experienced negative month-over-month developments. **Motor vehicles** and **machinery** registered the highest losses in January 2024, further extending the period of high volatility that they are currently traversing.

Note: This report is based on seasonally-adjusted series of official indices of industrial production (IIPs). Data used to create the infographic can be downloaded in [this link](#) while the full [database of monthly IIPs](#) can be accessed through the [UNIDO Data Portal](#). Methodological details can be found in [this document](#). For additional information, contact [UNIDO Statistics](#).