



World Manufacturing Production

January 2023

Global manufacturing

Global index of manufacturing production

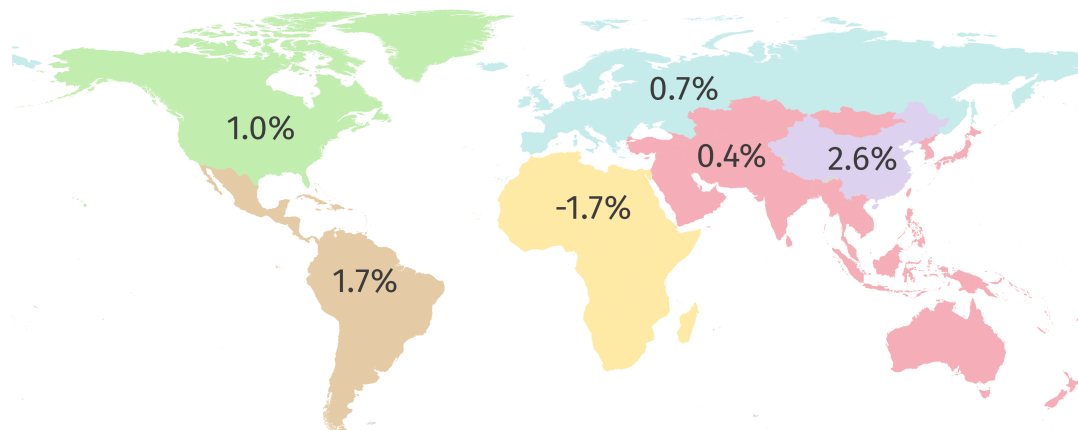


0.6%

year-over-year growth rate of global production, another slow down in growth after more than two years of expansion.

Regional performance

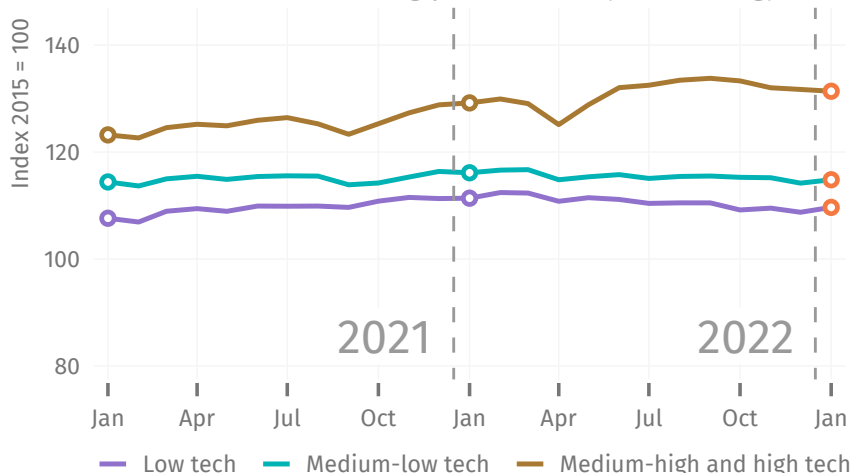
Year-over-year growth rate of manufacturing production by region



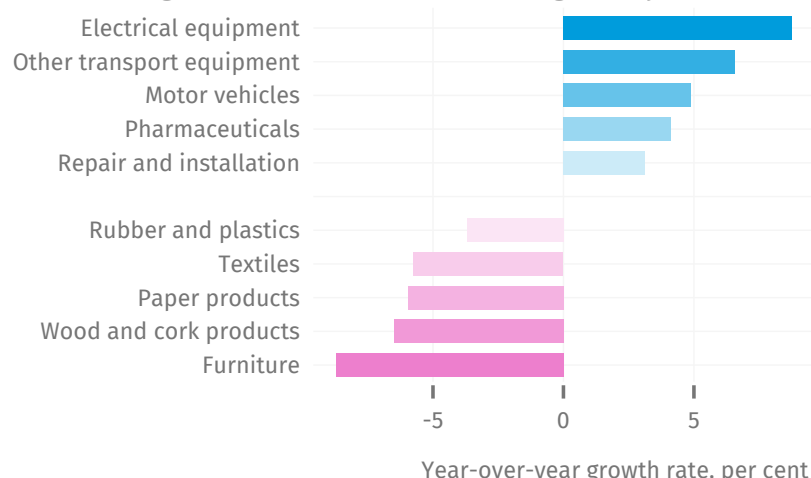
China again achieved the best regional performance with a 2.6% expansion, while Africa faced a declining manufacturing production.

Sectoral trends

Global index of manufacturing production by technology level



Manufacturing industries with best/worst global performance



Higher-technology industries are still recording increases in annual comparison.

Medium-high and high tech: 1.7%
Medium-low tech: -1.1%
Low tech: -1.5%

Manufacturing of **electrical equipment** experienced a robust growth of 8.7%, stimulated by the rapid pace of innovations in digital technologies and consistent demand for newer and faster electronics.

Note: This report is based on seasonally-adjusted series of official indices of industrial production (IIPs). Data used to create the infographic can be downloaded in [this link](#) while the full [database of monthly IIPs](#) can be accessed through the [UNIDO Data Portal](#). Methodological details can be found in [this document](#). For additional information, contact [UNIDO Statistics](#).