



World Manufacturing Production

October 2023



Global manufacturing

Global index of manufacturing production



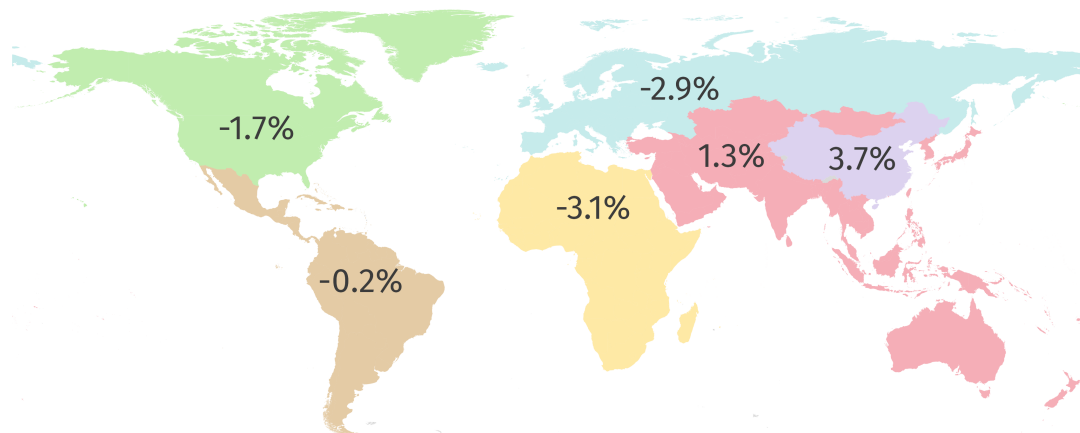
0.6%

year-over-year growth of global production, while output remained flat in monthly comparison.



Regional performance

Year-over-year growth rate of manufacturing production by region

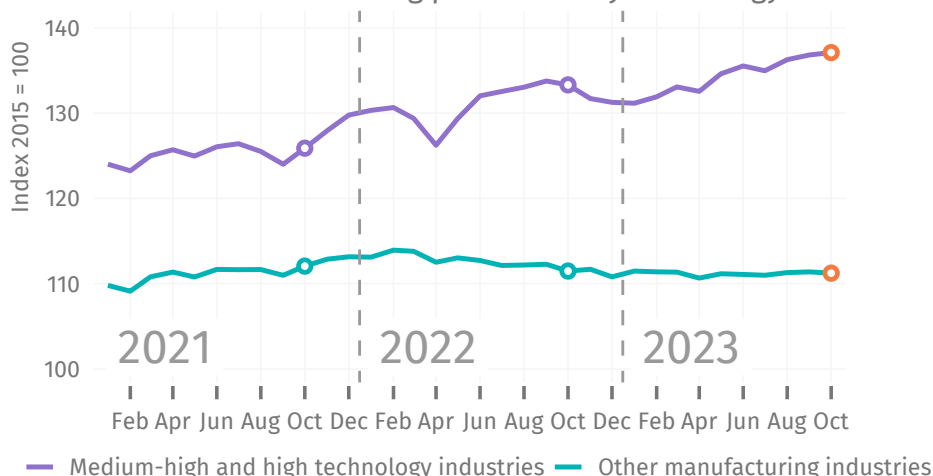


Industrial production in **China** and the rest of **Asia and Oceania** experienced moderate increases, while other regions continued to face losses.

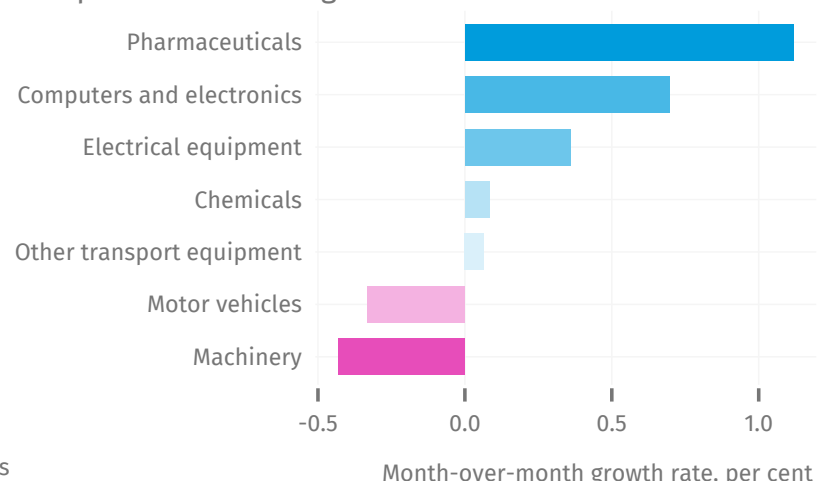


Sectoral trends

Global index of manufacturing production by technology level



Global performance of higher-tech industries



Higher-technology industries maintained a robust growth:

Medium-high and high tech: 2.8%
Other manufacturing industries: -0.2%

Diverging growth patterns among higher-tech industries: **Pharmaceuticals** achieved the highest increase in monthly comparison, while output of **machinery** and **motor vehicles** dropped significantly.

Note: This report is based on seasonally-adjusted series of official indices of industrial production (IIPs). Data used to create the infographic can be downloaded in [this link](#) while the full [database of monthly IIPs](#) can be accessed through the [UNIDO Data Portal](#). Methodological details can be found in [this document](#). For additional information, contact [UNIDO Statistics](#).