



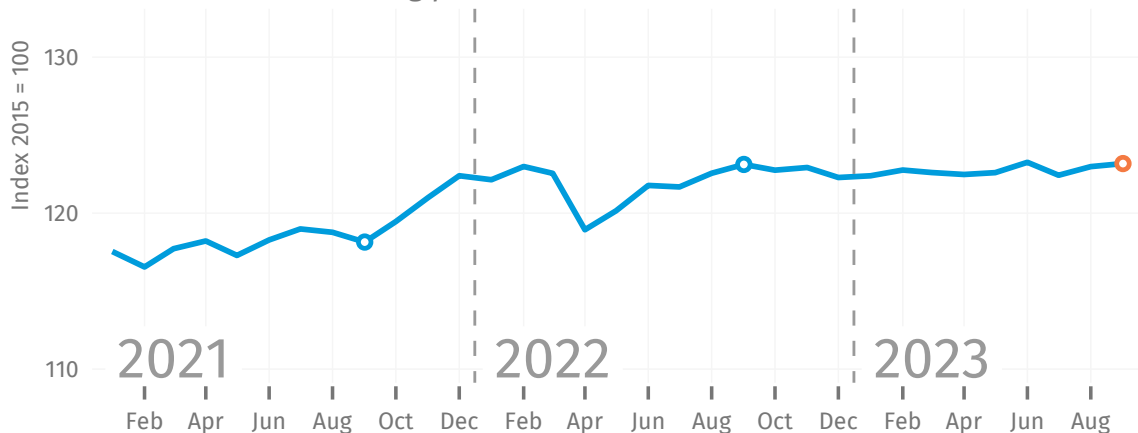
World Manufacturing Production

September 2023



Global manufacturing

Global index of manufacturing production




0.0%
 year-over-year growth of global production, while output only grew by 0.2% in monthly comparison.



Regional performance

Year-over-year growth rate of manufacturing production by region

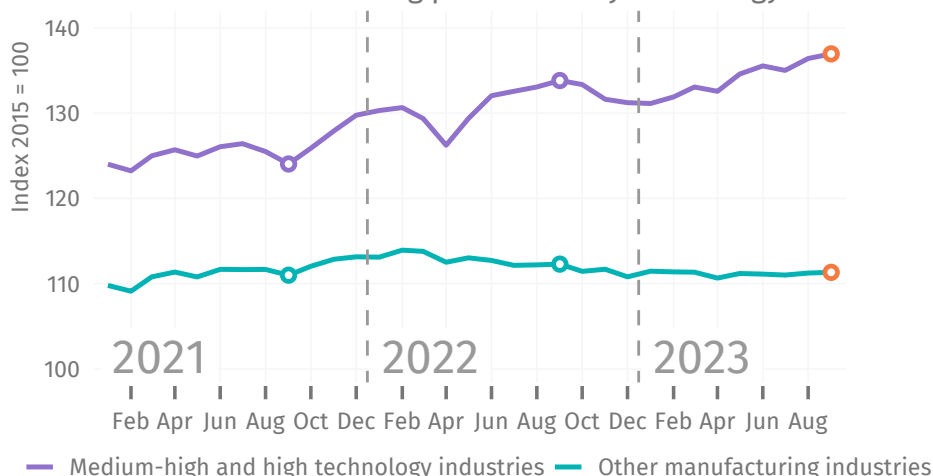


Only **China** achieved moderate growth of 2.7%, while the other regions faced output losses of varying magnitude.

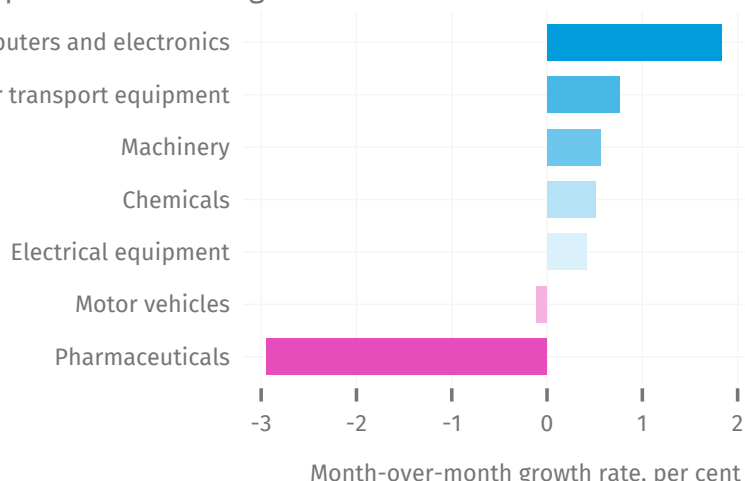


Sectoral trends

Global index of manufacturing production by technology level



Global performance of higher-tech industries



Higher-technology industries still recording significant annual growth:
Medium-high and high tech: 2.3%
 Other manufacturing industries: -0.9%

The production of **pharmaceuticals** and **motor vehicles** decreased in monthly comparison, while other higher-tech sectors achieved gains.

Note: This report is based on seasonally-adjusted series of official indices of industrial production (IIPs). Data used to create the infographic can be downloaded in [this link](#) while the full [database of monthly IIPs](#) can be accessed through the [UNIDO Data Portal](#). Methodological details can be found in [this document](#). For additional information, contact [UNIDO Statistics](#).